

5/23/2011
2:10:23PM

Tax District Sheet - Tax Year 2010

Grundy County

Description	Levy	Total	Residential	Farm	Commercial	Industrial	Rail Road	Mineral	Rate
C001 COUNTY		1,887,216,330	916,771,633	87,362,862	129,787,860	746,384,900	6,900,995	8,080	
I.M.R.F	1,570,000	1,566,977.62	761,206.12	72,538.40	107,764.37	619,732.04	5,729.98	6.71	0.08320
COUNTY HIGHWAY	2,000,000	1,883,386.57	914,911.21	87,185.58	129,524.48	744,870.25	6,886.99	8.06	0.10000
BRIDGES	262,500	261,979.07	127,264.16	12,127.51	18,016.85	103,611.45	957.98	1.12	0.01391
TB SANITARIUM	42,000	41,999.52	20,402.51	1,944.24	2,888.40	16,610.61	153.58	0.18	0.00223
FEDERAL AID MATCHING	588,000	586,863.25	285,086.33	27,167.02	40,359.83	232,101.57	2,145.99	2.51	0.03116
TORT/LIABILITY INS	1,500,000	1,497,103.98	727,262.92	69,303.81	102,959.01	592,097.36	5,474.47	6.41	0.07949
SOCIAL SECURITY	770,000	768,610.06	373,375.27	35,580.43	52,858.94	303,981.55	2,810.58	3.29	0.04081
WORKMAN'S COMP	0	0.00	0.00	0.00	0.00	0.00	0.00	0.00	0.00000
CORPORATE	5,800,000	5,085,143.73	2,470,260.28	235,401.05	349,716.09	2,011,149.67	18,594.87	21.77	0.27000
BONDS AND INTEREST	735,446	733,955.74	356,540.90	33,976.22	50,475.69	290,275.93	2,683.86	3.14	0.03897
UNEMPLOYMENT INS	28,000	28,062.46	13,632.17	1,299.07	1,929.91	11,098.57	102.62	0.12	0.00149
PRIOR YEAR ADJUSTMENT	-15,480	-15,443.77	-7,502.27	-714.92	-1,062.10	-6,107.94	-56.47	-0.07	-0.00082
	13,280,466	12,438,638.23	6,042,439.60	575,808.41	855,431.47	4,919,421.06	45,484.45	53.24	0.66044


State of Illinois }
County of Grundy }

I, Lana J. Phillips, County Clerk in and for the County of Grundy, do hereby
CERTIFY that the foregoing is a true and complete copy of the VALUATIONS, RATES, and EXTENSIONS for the
above named taxing district for the TAXABLE year 2010.

Given under my hand and the official seal of my office at Morris, Illinois 60450 on May 25, 2011

Lana J. Phillips
Lana J. Phillips, Grundy County Clerk

COPY



5/23/2011
2:11:13PM

Tax Rate Extension Report - Tax Year 2010

Grundy County

Description	Rate	% Total	Max Rate	Levied Amt.	Taxable Amt	Overlap Amt	Extension
C001 COUNTY							
I.M.R.F	0.08320	12.60		1,570,000	1,887,216,330	0	1,566,977.62
COUNTY HIGHWAY	0.10000	15.14		2,000,000	1,887,216,330	0	1,883,386.57
BRIDGES	0.01391	2.11		262,500	1,887,216,330	0	261,979.07
TB SANITARIUM	0.00223	0.34		42,000	1,887,216,330	0	41,999.52
FEDERAL AID MATCHING	0.03116	4.72		588,000	1,887,216,330	0	586,863.25
TORT/LIABILITY INS	0.07949	12.04		1,500,000	1,887,216,330	0	1,497,103.98
SOCIAL SECURITY	0.04081	6.18		770,000	1,887,216,330	0	768,610.06
WORKMAN'S COMP	0.00000	0.00		0	1,887,216,330	0	0.00
CORPORATE	0.27000	40.88		5,800,000	1,887,216,330	0	5,085,143.73
BONDS AND INTEREST	0.03897	5.90		735,446	1,887,216,330	0	733,955.74
UNEMPLOYMENT INS	0.00149	0.23		28,000	1,887,216,330	0	28,062.46
PRIOR YEAR ADJUSTMENT	-0.00082	-0.12		-15,480	1,887,216,330	0	-15,475.17
	0.66044			\$13,280,466			12,438,606.83

State of Illinois }
County of Grundy }


I, Lana J. Phillips, County Clerk in and for the County of Grundy, do hereby
CERTIFY that the foregoing is a true and complete copy of the VALUATIONS, RATES, and EXTENSIONS for the
above named taxing district for the TAXABLE year 2010.

Given under my hand and the official seal of my office at Morris, Illinois 60450 on May 25, 2011

Lana J. Phillips

Lana J. Phillips, Grundy County Clerk

COPY



* This year extension is more than 5% and no public hearing date has been held for the district.

** This year's rate is more than +/- 10% compared to last year's rate.

5/20/2011
9:48:25AM

Tax District Sheet - Tax Year 2010

Grundy County


Description	Levy	Total	Residential	Farm	Commercial	Industrial	Rail Road	Mineral	Rate
C513 IVCC COMM COLL 513		19,194,049	5,499,607	7,142,368	688,540	5,696,100	167,434	0	
BONDS AND INTEREST	1,265,000	7,644.99	2,190.49	2,844.80	274.25	2,268.76	66.69	0.00	0.03983
AUDIT	32,500	197.70	56.65	73.57	7.09	58.67	1.72	0.00	0.00103
TORT/LIABILITY INS	0	0.00	0.00	0.00	0.00	0.00	0.00	0.00	0.00000
SOCIAL SECURITY	275,000	1,662.20	476.26	618.53	59.63	493.28	14.50	0.00	0.00866
AVERAGE ADD TAX	2,737,000	15,643.15	4,482.18	5,821.03	561.16	4,642.32	136.46	0.00	0.08150
EDUCATION	4,365,700	24,952.27	7,149.49	9,285.09	895.10	7,404.93	217.66	0.00	0.13000
OPERATIONS & MAINT	1,343,300	7,677.62	2,199.84	2,856.95	275.42	2,278.44	66.97	0.00	0.04000
HEALTH SAFETY HANDIC	1,600,000	9,597.03	2,749.81	3,571.18	344.27	2,848.05	83.72	0.00	0.05000
PRIOR YEAR ADJUSTMENT	-6	-5.76	-1.65	-2.14	-0.21	-1.71	-0.05	0.00	-0.00003
	11,618,494	67,369.20	19,303.07	25,069.01	2,416.71	19,992.74	587.67	0.00	0.35099

State of Illinois }
County of Grundy }

I, Lana J. Phillips, County Clerk in and for the County of Grundy, do hereby
CERTIFY that the foregoing is a true and complete copy of the VALUATIONS, RATES, and EXTENSIONS for the
above named taxing district for the TAXABLE year 2010.
Given under my hand and the official seal of my office at Morris, Illinois 60450 on May 25, 2011

Lana J. Phillips
Lana J. Phillips, Grundy County Clerk

COPY



5/20/2011
9:53:24AM

Tax Rate Extension Report - Tax Year 2010


Grundy County


Description	Rate	% Total	Max Rate	Levied Amt.	Taxable Amt	Overlap Amt	Extension
C513 IVCC COMM COLL 513							
BONDS AND INTEREST	0.03983	11.35	0.00000	1,265,000	19,194,049	3,157,261,213	7,644.99
AUDIT	0.00103	0.29	0.00500	32,500	19,194,049	3,157,261,213	197.70
TORT/LIABILITY INS	0.00000	0.00	0.00000	0	19,194,049	3,157,261,213	0.00
SOCIAL SECURITY	0.00866	2.47	0.00000	275,000	19,194,049	3,157,261,213	1,662.20
AVERAGE ADD TAX	0.08150	23.22	0.08150	2,737,000	19,194,049	3,157,261,213	15,643.15
EDUCATION	0.13000	37.03	0.13000	4,365,700	19,194,049	3,157,261,213	24,952.27
OPERATIONS & MAINT	0.04000	11.40	0.04000	1,343,300	19,194,049	3,157,261,213	7,677.62
HEALTH SAFETY HANDIC	0.05000	14.24	0.05000	1,600,000	19,194,049	3,157,261,213	9,597.03
PRIOR YEAR ADJUSTMENT	-0.00003	0.00	0.00000	-6	19,194,049	3,157,261,213	-5.76
	0.35099			\$11,618,494			67,369.20

State of Illinois }
County of Grundy }

COPY

I, Lana J. Phillips, County Clerk in and for the County of Grundy, do hereby
CERTIFY that the foregoing is a true and complete copy of the VALUATIONS, RATES, and EXTENSIONS for the
above named taxing district for the TAXABLE year 2010.
Given under my hand and the official seal of my office at Morris, Illinois 60450 on May 25, 2011


Lana J. Phillips, Grundy County Clerk



* This year extension is more than 5% and no public hearing date has been held for the district
** This year's rate is more than +/- 10% compared to last year's rate.

5/20/2011
9:48:25AM

Tax District Sheet - Tax Year 2010


Grundy County

Description	Levy	Total	Residential	Farm	Commercial	Industrial	Rail Road	Mineral	Rate
C520 KANKAKEE C COLL 520		2,051,935	618,345	1,433,590	0	0	0	0	
AUDIT	50,000	40.83	12.30	28.53	0.00	0.00	0.00	0.00	0.00199
TORT/LIABILITY INS	712,000	582.75	175.61	407.14	0.00	0.00	0.00	0.00	0.02840
SOCIAL SECURITY	171,000	139.12	41.92	97.20	0.00	0.00	0.00	0.00	0.00678
AVERAGE ADD TAX	1,664,465	1,361.88	410.40	951.48	0.00	0.00	0.00	0.00	0.06637
BONDS AND INTEREST	2,005,023	1,648.33	496.72	1,151.61	0.00	0.00	0.00	0.00	0.08033
EDUCATION	3,259,092	2,669.38	804.41	1,864.97	0.00	0.00	0.00	0.00	0.13009
OPERATIONS & MAINT	931,169	762.91	229.90	533.01	0.00	0.00	0.00	0.00	0.03718
HEALTH/SAFETY HANDIC	414,000	339.19	102.21	236.98	0.00	0.00	0.00	0.00	0.01653
	9,206,749	7,544.39	2,273.47	5,270.92	0.00	0.00	0.00	0.00	0.36767

State of Illinois }
County of Grundy }

I, Lana J. Phillips, County Clerk in and for the County of Grundy, do hereby
CERTIFY that the foregoing is a true and complete copy of the VALUATIONS, RATES, and EXTENSIONS for the
above named taxing district for the TAXABLE year 2010.

Given under my hand and the official seal of my office at Morris, Illinois 60450 on May 25, 2011


Lana J. Phillips, Grundy County Clerk

COPY



5/20/2011
9:53:24AM

Tax Rate Extension Report - Tax Year 2010

Grundy County

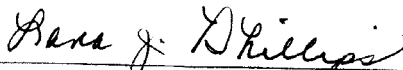
Description	Rate	% Total	Max Rate	Levied Amt.	Taxable Amt	Overlap Amt	Extension
C520 KANKAKEE C COLL 520							
AUDIT	0.00199	0.54	0.00500	50,000	2,051,935	2,494,158,811	40.83
TORT/LIABILITY INS	0.02840	7.73	0.00000	712,000	2,051,935	2,494,158,811	582.75
SOCIAL SECURITY	0.00678	1.86	0.00000	171,000	2,051,935	2,494,158,811	139.12
AVERAGE ADD TAX	0.06637	18.08	0.07160	1,664,465	2,051,935	2,494,158,811	1,361.88
BONDS AND INTEREST	0.08033	21.78	0.00000	2,005,023	2,051,935	2,494,158,811	1,648.33
EDUCATION	0.13009	35.40	0.14000	3,259,092	2,051,935	2,494,158,811	2,669.38
OPERATIONS & MAINT	0.03718	10.11	0.04000	931,169	2,051,935	2,494,158,811	762.91
HEALTH/SAFETY HANDIC	0.01653	4.50	0.05000	414,000	2,051,935	2,494,158,811	339.19
	0.36767			\$9,206,749			7,544.39


State of Illinois }
County of Grundy }

COPY

I, Lana J. Phillips, County Clerk in and for the County of Grundy, do hereby
CERTIFY that the foregoing is a true and complete copy of the VALUATIONS, RATES, and EXTENSIONS for the
above named taxing district for the TAXABLE year 2010.

Given under my hand and the official seal of my office at Morris, Illinois 60450 on May 25, 2011


Lana J. Phillips, Grundy County Clerk



* This year extension is more than 5% and no public hearing date has been held for the district
** This year's rate is more than +/- 10% compared to last year's rate.

5/20/2011
9:48:35AM

Tax District Sheet - Tax Year 2010

Grundy County

Description	Levy	Total	Residential	Farm	Commercial	Industrial	Rail Road	Mineral	Rate
C525 JOLIET JR COLL 525		1,865,970,346	910,653,681	78,786,904	129,099,320	740,688,800	6,733,561	8,080	
AUDIT	87,000	7,820.93	3,816.88	330.22	541.10	3,104.48	28.22	0.03	0.00042
TORT/LIABILITY INS	814,000	72,064.20	35,169.65	3,042.77	4,985.85	28,605.57	260.05	0.31	0.00387
SOCIAL SECURITY	0	0.00	0.00	0.00	0.00	0.00	0.00	0.00	0.00000
MEDI CARE	0	0.00	0.00	0.00	0.00	0.00	0.00	0.00	0.00000
EDUCATION	27,192,000	2,420,761.31	1,181,409.55	102,211.85	167,483.18	960,910.66	8,735.59	10.48	0.13000
OPERATIONS & MAINT	13,694,000	1,217,270.51	594,067.24	51,396.84	84,218.27	483,190.23	4,392.66	5.27	0.06537
HEALTH,SAFETY HAND	1,112,000	98,878.79	48,256.04	4,174.96	6,841.04	39,249.50	356.82	0.43	0.00531
BONDS AND INTEREST	4,865,041	429,592.03	209,654.77	18,138.67	29,721.82	170,524.68	1,550.23	1.86	0.02307
PRIOR YEAR ADJUSTMENT	-5,105	-5,027.74	-2,453.70	-212.29	-347.85	-1,995.74	-18.14	-0.02	-0.00027
	47,758,936	4,241,360.03	2,069,920.43	179,083.02	293,443.41	1,683,589.38	15,305.43	18.36	0.22777

State of Illinois }
County of Grundy }


I, Lana J. Phillips, County Clerk in and for the County of Grundy, do hereby
CERTIFY that the foregoing is a true and complete copy of the VALUATIONS, RATES, and EXTENSIONS for the
above named taxing district for the TAXABLE year 2010.

Given under my hand and the official seal of my office at Morris, Illinois 60450 on May 25, 2011

Lana J. Phillips

Lana J. Phillips, Grundy County Clerk

COPY



Tax Rate Extension Report - Tax Year 2010

5/20/2011
9:53:24AM

Grundy County


Description	Rate	% Total	Max Rate	Levied Amt.	Taxable Amt	Overlap Amt	Extension
C525 JOLIET JR COLL 525							
AUDIT	0.00042	0.19	0.00500	87,000	1,865,970,346	18,963,405,133	7,820.93
TORT/LIABILITY INS	0.00387	1.71	0.00000	814,000	1,865,970,346	18,963,405,133	72,064.20
SOCIAL SECURITY	0.00000	0.00	0.00000	0	1,865,970,346	18,963,405,133	0.00
MEDI CARE	0.00000	0.00	0.00000	0	1,865,970,346	18,963,405,133	0.00
EDUCATION	0.13000	56.92	0.75000	27,192,000	1,865,970,346	18,963,405,133	2,420,761.31
OPERATIONS & MAINT	0.06537	28.67	0.10000	13,694,000	1,865,970,346	18,963,405,133	1,217,270.51
HEALTH,SAFETY HAND	0.00531	2.33	0.05000	1,112,000	1,865,970,346	18,963,405,133	98,878.79
BONDS AND INTEREST	0.02307	10.19	0.00000	4,865,041	1,865,970,346	18,963,405,133	429,592.03
PRIOR YEAR ADJUSTMENT	-0.00027	0.00	0.00000	-5,105	1,865,970,346	18,963,405,133	-5,038.12
	0.22777			\$47,758,936			4,241,349.65

State of Illinois }
County of Grundy }

COPY

I, Lana J. Phillips, County Clerk in and for the County of Grundy, do hereby
CERTIFY that the foregoing is a true and complete copy of the VALUATIONS, RATES, and EXTENSIONS for the
above named taxing district for the TAXABLE year 2010.
Given under my hand and the official seal of my office at Morris, Illinois 60450 on May 25, 2011

Lana J. Phillips
Lana J. Phillips, Grundy County Clerk



* This year extension is more than 5% and no public hearing date has been held for the district
** This year's rate is more than +/- 10% compared to last year's rate.

5/20/2011
9:48:25AM

Tax District Sheet - Tax Year 2010

Grundy County

Description	Levy	Total	Residential	Farm	Commercial	Industrial	Rail Road	Mineral	Rate
FDAL ALLEN FIRE		940,710	235,340	705,370	0	0	0	0	
CORPORATE	82,000	1,597.91	399.75	1,198.16	0.00	0.00	0.00	0.00	0.16986
AMBULANCE	67,000	1,305.62	326.63	978.99	0.00	0.00	0.00	0.00	0.13879
TORT/LIABILITY INS	10,000	194.92	48.76	146.16	0.00	0.00	0.00	0.00	0.02072
AUDIT	1,200	23.42	5.86	17.56	0.00	0.00	0.00	0.00	0.00249
	160,200	3,121.87	781.00	2,340.87	0.00	0.00	0.00	0.00	0.33186


State of Illinois }
County of Grundy }

COPY

I, Lana J. Phillips, County Clerk in and for the County of Grundy, do hereby
CERTIFY that the foregoing is a true and complete copy of the VALUATIONS, RATES, and EXTENSIONS for the
above named taxing district for the TAXABLE year 2010.
Given under my hand and the official seal of my office at Morris, Illinois 60450 on May 25, 2011

Lana J. Phillips

Lana J. Phillips, Grundy County Clerk



5/20/2011
9:53:24AM

Tax Rate Extension Report - Tax Year 2010

Grundy County

Description	Rate	% Total	Max Rate	Levied Amt.	Taxable Amt	Overlap Amt	Extension
FDAL ALLEN FIRE							
CORPORATE	0.16986	51.18	0.30000	82,000	940,710	47,336,247	1,597.91
AMBULANCE	0.13879	41.82	0.25000	67,000	940,710	47,336,247	1,305.62
TORT/LIABILITY INS	0.02072	6.24	0.00000	10,000	940,710	47,336,247	194.92
AUDIT	0.00249	0.75	0.00500	1,200	940,710	47,336,247	23.42
	0.33186			\$160,200			3,121.87

State of Illinois }
County of Grundy }


COPY

I, Lana J. Phillips, County Clerk in and for the County of Grundy, do hereby
CERTIFY that the foregoing is a true and complete copy of the VALUATIONS, RATES, and EXTENSIONS for the
above named taxing district for the TAXABLE year 2010.

Given under my hand and the official seal of my office at Morris, Illinois 60450 on May 25, 2011

Lana J. Phillips

Lana J. Phillips, Grundy County Clerk



* This year extension is more than 5% and no public hearing date has been held for the district
** This year's rate is more than +/- 10% compared to last year's rate.

Tax District Sheet - Tax Year 2010

Grundy County

5/20/2011

9:48:25AM

Description	Levy	Total	Residential	Farm	Commercial	Industrial	Rail Road	Mineral	Rate
FDBR BRACEVILLE FIRE		16,522,364	13,712,686	1,053,810	1,348,200	1,180	405,668	820	
CORPORATE	51,500	49,567.11	41,138.08	3,161.43	4,044.60	3.54	1,217.00	2.46	0.30000
AUDIT	0	0.00	0.00	0.00	0.00	0.00	0.00	0.00	0.00000
TORT/LIABILITY INS	9,900	9,900.20	8,216.64	631.44	807.84	0.71	243.08	0.49	0.05992
AMBULANCE	51,500	49,567.11	41,138.08	3,161.43	4,044.60	3.54	1,217.00	2.46	0.30000
	112,900	109,034.42	90,492.80	6,954.30	8,897.04	7.79	2,677.08	5.41	0.65992


State of Illinois }
County of Grundy }

I, Lana J. Phillips, County Clerk in and for the County of Grundy, do hereby
CERTIFY that the foregoing is a true and complete copy of the VALUATIONS, RATES, and EXTENSIONS for the
above named taxing district for the TAXABLE year 2010.

Given under my hand and the official seal of my office at Morris, Illinois 60450 on May 25, 2011

Lana J. Phillips
Lana J. Phillips, Grundy County Clerk

COPY



Tax Rate Extension Report - Tax Year 2010

5/20/2011
9:53:24AM

Grundy County

Description	Rate	% Total	Max Rate	Levied Amt.	Taxable Amt	Overlap Amt	Extension
FDBR BRACEVILLE FIRE							
CORPORATE	0.30000	45.46	0.30000	51,500	16,522,364	0	49,567.11
AUDIT	0.00000	0.00	0.00500	0	16,522,364	0	0.00
TORT/LIABILITY INS	0.05992	9.08	0.00000	9,900	16,522,364	0	9,900.20
AMBULANCE	0.30000	45.46	0.30000	51,500	16,522,364	0	49,567.11
	0.65992			\$112,900			109,034.42


State of Illinois }
County of Grundy }

COPY

I, Lana J. Phillips, County Clerk in and for the County of Grundy, do hereby
CERTIFY that the foregoing is a true and complete copy of the VALUATIONS, RATES, and EXTENSIONS for the
above named taxing district for the TAXABLE year 2010.
Given under my hand and the official seal of my office at Morris, Illinois 60450 on May 25, 2011

Lana J. Phillips

Lana J. Phillips, Grundy County Clerk



* This year extension is more than 5% and no public hearing date has been held for the district
** This year's rate is more than +/- 10% compared to last year's rate.

5/20/2011
9:48:25AM

Tax District Sheet - Tax Year 2010

Grundy County

Description	Levy	Total	Residential	Farm	Commercial	Industrial	Rail Road	Mineral	Rate
FDBW BRAIDWOOD FIRE		545,380	493,580	1,760	49,730	0	0	310	
CORPORATE	730,892	747.21	676.25	2.41	68.13	0.00	0.00	0.42	0.13701
AMBULANCE	730,358	746.72	675.80	2.41	68.09	0.00	0.00	0.42	0.13692
	1,461,250	1,493.93	1,352.05	4.82	136.22	0.00	0.00	0.84	0.27393

State of Illinois }
County of Grundy }

COPY

I, Lana J. Phillips, County Clerk in and for the County of Grundy, do hereby
CERTIFY that the foregoing is a true and complete copy of the VALUATIONS, RATES, and EXTENSIONS for the
above named taxing district for the TAXABLE year 2010.

Given under my hand and the official seal of my office at Morris, Illinois 60450 on May 25, 2011

Lana J. Phillips

Lana J. Phillips, Grundy County Clerk



5/20/2011
9:53:24AM

Tax Rate Extension Report - Tax Year 2010

Grundy County


Description	Rate	% Total	Max Rate	Levied Amt.	Taxable Amt	Overlap Amt	Extension
FDBW BRAIDWOOD FIRE							
CORPORATE	0.13701	50.02	0.40000	730,892	545,380	504,955,965	747.21
AMBULANCE	0.13692	49.98	0.30000	730,358	545,380	504,955,965	746.72
	0.27393			\$1,461,250			1,493.93

State of Illinois }
County of Grundy }

COPY

I, Lana J. Phillips, County Clerk in and for the County of Grundy, do hereby
CERTIFY that the foregoing is a true and complete copy of the VALUATIONS, RATES, and EXTENSIONS for the
above named taxing district for the TAXABLE year 2010.
Given under my hand and the official seal of my office at Morris, Illinois 60450 on May 25, 2011

Lana J. Phillips
Lana J. Phillips, Grundy County Clerk



* This year extension is more than 5% and no public hearing date has been held for the district
** This year's rate is more than +/- 10% compared to last year's rate.

Tax District Sheet - Tax Year 2010

Grundy County

5/20/2011
9:48:25AM

Description	Levy	Total	Residential	Farm	Commercial	Industrial	Rail Road	Mineral	Rate
FDCC COAL CITY FIRE		795,032,892	250,738,121	10,786,123	22,790,160	508,682,773	2,028,865	6,850	
CORPORATE	1,329,900	1,329,931.42	419,434.85	18,043.03	38,123.39	850,924.80	3,393.89	11.46	0.16728
AMBULANCE	864,000	864,042.00	272,502.27	11,722.36	24,768.35	552,836.61	2,204.97	7.44	0.10868
SOCIAL SECURITY	25,000	25,043.54	7,898.25	339.76	717.89	16,023.51	63.91	0.22	0.00315
AUDIT	2,100	2,146.59	676.99	29.12	61.53	1,373.45	5.48	0.02	0.00027
WORKMAN'S COMP	95,000	95,006.46	29,963.21	1,288.94	2,723.42	60,787.62	242.45	0.82	0.01195
FIREMEN PENSION	40,000	40,069.67	12,637.21	543.62	1,148.62	25,637.62	102.25	0.35	0.00504
PRIOR YEAR ADJUSTMENT	-98	-79.50	-25.07	-1.08	-2.28	-50.87	-0.20	0.00	-0.00001
	2,355,902	2,356,160.18	743,087.71	31,965.75	67,540.92	1,507,532.74	6,012.75	20.31	0.29636

State of Illinois }
County of Grundy }


COPY

I, Lana J. Phillips, County Clerk in and for the County of Grundy, do hereby
CERTIFY that the foregoing is a true and complete copy of the VALUATIONS, RATES, and EXTENSIONS for the
above named taxing district for the TAXABLE year 2010.

Given under my hand and the official seal of my office at Morris, Illinois 60450 on May 25, 2011

Lana J. Phillips

Lana J. Phillips, Grundy County Clerk



Tax Rate Extension Report - Tax Year 2010

5/20/2011

9:53:24AM

Grundy County

Description	Rate	% Total	Max Rate	Levied Amt.	Taxable Amt	Overlap Amt	Extension
FDCC COAL CITY FIRE							
CORPORATE	0.16728	56.44	0.30000	1,329,900	795,032,892	0	1,329,931.42
AMBULANCE	0.10868	36.67	0.30000	864,000	795,032,892	0	864,042.00
SOCIAL SECURITY	0.00315	1.06	0.00000	25,000	795,032,892	0	25,043.54
AUDIT	0.00027	0.09	0.00500	2,100	795,032,892	0	2,146.59
WORKMAN'S COMP	0.01195	4.03	0.00000	95,000	795,032,892	0	95,006.46
FIREMEN PENSION	0.00504	1.70	0.00000	40,000	795,032,892	0	40,069.67
PRIOR YEAR ADJUSTMENT	-0.00001	0.00	0.00000	-98	795,032,892	0	-79.50
	0.29636			\$2,355,902			2,356,160.18


State of Illinois }
County of Grundy }

I, Lana J. Phillips, County Clerk in and for the County of Grundy, do hereby
CERTIFY that the foregoing is a true and complete copy of the VALUATIONS, RATES, and EXTENSIONS for the
above named taxing district for the TAXABLE year 2010.

Given under my hand and the official seal of my office at Morris, Illinois 60450 on May 25, 2011

Lana J. Phillips
Lana J. Phillips, Grundy County Clerk

COPY



* This year extension is more than 5% and no public hearing date has been held for the district
** This year's rate is more than +/- 10% compared to last year's rate.

5/20/2011
9:48:25AM

Tax District Sheet - Tax Year 2010

Grundy County

Description	Levy	Total	Residential	Farm	Commercial	Industrial	Rail Road	Mineral	Rate
FDDW DWIGHT FIRE		16,778,706	3,105,190	5,156,770	2,988,880	5,323,604	204,262	0	
CORPORATE	243,000	40,299.17	7,458.06	12,385.55	7,178.71	12,786.25	490.60	0.00	0.24018
TORT/LIABILITY INS	9,000	1,493.31	276.36	458.95	266.01	473.81	18.18	0.00	0.00890
	252,000	41,792.48	7,734.42	12,844.50	7,444.72	13,260.06	508.78	0.00	0.24908

State of Illinois }
County of Grundy }

COPY

I, Lana J. Phillips, County Clerk in and for the County of Grundy, do hereby
CERTIFY that the foregoing is a true and complete copy of the VALUATIONS, RATES, and EXTENSIONS for the
above named taxing district for the TAXABLE year 2010.

Given under my hand and the official seal of my office at Morris, Illinois 60450 on May 25, 2011

Lana J. Phillips

Lana J. Phillips, Grundy County Clerk



Tax Rate Extension Report - Tax Year 2010

5/20/2011

9:53:24AM

Grundy County

Description	Rate	% Total	Max Rate	Levied Amt.	Taxable Amt	Overlap Amt	Extension
FDDW DWIGHT FIRE							
CORPORATE	0.24018	96.43	0.30000	243,000	16,778,706	84,399,525	40,299.17
TORT/LIABILITY INS	0.00890	3.57	0.00000	9,000	16,778,706	84,399,525	1,493.31
	0.24908			\$252,000			41,792.48


State of Illinois }
County of Grundy }

I, Lana J. Phillips, County Clerk in and for the County of Grundy, do hereby
CERTIFY that the foregoing is a true and complete copy of the VALUATIONS, RATES, and EXTENSIONS for the
above named taxing district for the TAXABLE year 2010.
Given under my hand and the official seal of my office at Morris, Illinois 60450 on May 25, 2011

Lana J. Phillips

Lana J. Phillips, Grundy County Clerk

COPY



* This year extension is more than 5% and no public hearing date has been held for the district
** This year's rate is more than +/- 10% compared to last year's rate.

5/20/2011
9:48:25AM

Tax District Sheet - Tax Year 2010

Grundy County

Description	Levy	Total	Residential	Farm	Commercial	Industrial	Rail Road	Mineral	Rate
FDGA GARDNER FIRE		23,727,901	14,261,536	6,535,021	2,047,314	405,277	478,753	0	
CORPORATE	64,400	63,844.69	38,373.53	17,583.79	5,508.71	1,090.48	1,288.18	0.00	0.26907
TORT/LIABILITY INS	25,080	24,864.47	14,944.66	6,848.05	2,145.38	424.69	501.69	0.00	0.10479
AMBULANCE	53,700	53,238.30	31,998.61	14,662.63	4,593.56	909.32	1,074.18	0.00	0.22437
AUDIT	1,070	1,063.01	638.91	292.77	91.72	18.16	21.45	0.00	0.00448
PRIOR YEAR ADJUSTMENT	-2,201	-2,199.58	-1,322.05	-605.80	-189.79	-37.56	-44.38	0.00	-0.00927
	142,049	140,810.89	84,633.66	38,781.44	12,149.58	2,405.09	2,841.12	0.00	0.59344

State of Illinois }
County of Grundy }


COPY

I, Lana J. Phillips, County Clerk in and for the County of Grundy, do hereby
CERTIFY that the foregoing is a true and complete copy of the VALUATIONS, RATES, and EXTENSIONS for the
above named taxing district for the TAXABLE year 2010.

Given under my hand and the official seal of my office at Morris, Illinois 60450 on May 25, 2011

Lana J. Phillips

Lana J. Phillips, Grundy County Clerk



Tax Rate Extension Report - Tax Year 2010

5/20/2011

9:53:24AM

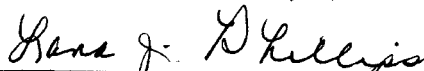
Grundy County

Description	Rate	% Total	Max Rate	Levied Amt.	Taxable Amt	Overlap Amt	Extension
FDGA GARDNER FIRE							
CORPORATE	0.26907	45.33	0.30000	64,400	23,727,901	206,491	63,844.69
TORT/LIABILITY INS	0.10479	17.66	0.00000	25,080	23,727,901	206,491	24,864.47
AMBULANCE	0.22437	37.80	0.25000	53,700	23,727,901	206,491	53,238.30
AUDIT	0.00448	0.75	0.00500	1,070	23,727,901	206,491	1,063.01
PRIOR YEAR ADJUSTMENT	-0.00927	-1.55	0.00000	-2,201	23,727,901	206,491	-2,199.58
	0.59344			\$142,049			140,810.89


State of Illinois }
County of Grundy }

I, Lana J. Phillips, County Clerk in and for the County of Grundy, do hereby
CERTIFY that the foregoing is a true and complete copy of the VALUATIONS, RATES, and EXTENSIONS for the
above named taxing district for the TAXABLE year 2010.

Given under my hand and the official seal of my office at Morris, Illinois 60450 on May 25, 2011


Lana J. Phillips, Grundy County Clerk

COPY



* This year extension is more than 5% and no public hearing date has been held for the district
** This year's rate is more than +/- 10% compared to last year's rate.

5/20/2011
9:48:25AM

Tax District Sheet - Tax Year 2010

Grundy County

Description	Levy	Total	Residential	Farm	Commercial	Industrial	Rail Road	Mineral	Rate
FDMA MAZON FIRE		40,014,187	24,379,957	10,436,241	4,066,049	275,028	856,912	0	
CORPORATE	116,000	116,001.26	70,677.57	30,254.70	11,787.49	797.31	2,484.19	0.00	0.28990
	116,000	116,001.26	70,677.57	30,254.70	11,787.49	797.31	2,484.19	0.00	0.28990

State of Illinois }
County of Grundy }


COPY

I, Lana J. Phillips, County Clerk in and for the County of Grundy, do hereby
CERTIFY that the foregoing is a true and complete copy of the VALUATIONS, RATES, and EXTENSIONS for the
above named taxing district for the TAXABLE year 2010.

Given under my hand and the official seal of my office at Morris, Illinois 60450 on May 25, 2011

Lana J. Phillips

Lana J. Phillips, Grundy County Clerk



5/20/2011
9:53:24AM

Tax Rate Extension Report - Tax Year 2010

Grundy County

Description	Rate	% Total	Max Rate	Levied Amt.	Taxable Amt	Overlap Amt	Extension
FDMA MAZON FIRE							
CORPORATE	0.28990	100.00	0.30000	116,000	40,014,187	0	116,001.26
	0.28990			\$116,000			116,001.26

State of Illinois }
County of Grundy }

COPY

I, Lana J. Phillips, County Clerk in and for the County of Grundy, do hereby
CERTIFY that the foregoing is a true and complete copy of the VALUATIONS, RATES, and EXTENSIONS for the
above named taxing district for the TAXABLE year 2010.

Given under my hand and the official seal of my office at Morris, Illinois 60450 on May 25, 2011

Lana J. Phillips

Lana J. Phillips, Grundy County Clerk



- * This year extension is more than 5% and no public hearing date has been held for the district
- ** This year's rate is more than +/- 10% compared to last year's rate.

5/20/2011
9:48:25AM

Tax District Sheet - Tax Year 2010

Grundy County

Description	Levy	Total	Residential	Farm	Commercial	Industrial	Rail Road	Mineral	Rate
FDMI MINOOKA FIRE		381,135,146	245,300,045	3,430,891	29,337,688	101,927,943	1,138,579	0	
CORPORATE	1,625,000	1,143,405.37	735,900.09	10,292.67	88,013.06	305,783.81	3,415.74	0.00	0.30000
TORT/LIABILITY INS	370,000	294,350.66	189,445.21	2,649.68	22,657.50	78,718.95	879.32	0.00	0.07723
AUDIT	1,000	800.38	515.13	7.20	61.61	214.05	2.39	0.00	0.00021
AMBULANCE	1,625,000	1,143,405.37	735,900.09	10,292.67	88,013.06	305,783.81	3,415.74	0.00	0.30000
SOCIAL SECURITY	60,000	47,756.23	30,736.10	429.89	3,676.01	12,771.57	142.66	0.00	0.01253
I.M.R.F	5,000	4,001.92	2,575.65	36.02	308.05	1,070.24	11.96	0.00	0.00105
FIREMEN PENSION	296,000	235,465.28	151,546.37	2,119.60	18,124.82	62,971.08	703.41	0.00	0.06178
BONDS AND INTEREST	0	0.00	0.00	0.00	0.00	0.00	0.00	0.00	0.00000
PRIOR YEAR ADJUSTMENT	-152	-152.45	-98.12	-1.37	-11.73	-40.77	-0.46	0.00	-0.00004
	3,981,848	2,869,032.76	1,846,520.52	25,826.36	220,842.38	767,272.74	8,570.76	0.00	0.75276

State of Illinois }
County of Grundy }


COPY

I, Lana J. Phillips, County Clerk in and for the County of Grundy, do hereby
CERTIFY that the foregoing is a true and complete copy of the VALUATIONS, RATES, and EXTENSIONS for the
above named taxing district for the TAXABLE year 2010.

Given under my hand and the official seal of my office at Morris, Illinois 60450 on May 25, 2011

Lana J. Phillips

Lana J. Phillips, Grundy County Clerk



Tax Rate Extension Report - Tax Year 2010

5/20/2011

9:53:24AM

Grundy County

Description	Rate	% Total	Max Rate	Levied Amt.	Taxable Amt	Overlap Amt	Extension
FDMI MINOOKA FIRE							
CORPORATE	0.30000	39.85	0.30000	1,625,000	381,135,146	97,996,095	1,143,405.37
TORT/LIABILITY INS	0.07723	10.26	0.00000	370,000	381,135,146	97,996,095	294,350.66
AUDIT	0.00021	0.03	0.00500	1,000	381,135,146	97,996,095	800.38
AMBULANCE	0.30000	39.85	0.30000	1,625,000	381,135,146	97,996,095	1,143,405.37
SOCIAL SECURITY	0.01253	1.66	0.00000	60,000	381,135,146	97,996,095	47,756.23
I.M.R.F	0.00105	0.14	0.00000	5,000	381,135,146	97,996,095	4,001.92
FIREMEN PENSION	0.06178	8.21	0.00000	296,000	381,135,146	97,996,095	235,465.28
BONDS AND INTEREST	0.00000	0.00	0.00000	0	381,135,146	97,996,095	0.00
PRIOR YEAR ADJUSTMENT	-0.00004	0.00	0.00000	-152	381,135,146	97,996,095	-152.45
	0.75276			\$3,981,848			2,869,032.76


State of Illinois }
County of Grundy }

I, Lana J. Phillips, County Clerk in and for the County of Grundy, do hereby
CERTIFY that the foregoing is a true and complete copy of the VALUATIONS, RATES, and EXTENSIONS for the
above named taxing district for the TAXABLE year 2010.
Given under my hand and the official seal of my office at Morris, Illinois 60450 on May 25, 2011

Lana J. Phillips

Lana J. Phillips, Grundy County Clerk

COPY



* This year extension is more than 5% and no public hearing date has been held for the district
** This year's rate is more than +/- 10% compared to last year's rate.

5/20/2011
9:48:25AM

Tax District Sheet - Tax Year 2010

Grundy County

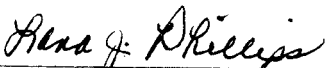
Description	Levy	Total	Residential	Farm	Commercial	Industrial	Rail Road	Mineral	Rate
FDMO MORRIS FIRE & AMBUL		549,459,452	330,938,354	28,688,038	65,171,359	124,065,765	595,936	0	
CORPORATE	1,567,700	1,483,540.38	893,533.47	77,457.70	175,962.65	334,977.53	1,609.03	0.00	0.27000
AMBULANCE	271,000	271,048.32	163,251.86	14,151.81	32,149.03	61,201.64	293.98	0.00	0.04933
AUDIT	5,000	5,000.08	3,011.54	261.06	593.06	1,129.00	5.42	0.00	0.00091
TORT/LIABILITY INS	30,000	30,000.48	18,069.22	1,566.37	3,558.36	6,773.99	32.54	0.00	0.00546
SOCIAL SECURITY	53,000	53,022.83	31,935.54	2,768.40	6,289.04	11,972.34	57.51	0.00	0.00965
WORKMAN'S COMP	45,000	45,000.72	27,103.85	2,349.55	5,337.53	10,160.98	48.81	0.00	0.00819
PRIOR YEAR ADJUSTMENT	-6,722	-6,703.40	-4,037.44	-349.99	-795.09	-1,513.60	-7.28	0.00	-0.00122
	1,964,978	1,880,909.41	1,132,868.04	98,204.90	223,094.58	424,701.88	2,040.01	0.00	0.34232

State of Illinois }
County of Grundy }

COPY

I, Lana J. Phillips, County Clerk in and for the County of Grundy, do hereby
CERTIFY that the foregoing is a true and complete copy of the VALUATIONS, RATES, and EXTENSIONS for the
above named taxing district for the TAXABLE year 2010.

Given under my hand and the official seal of my office at Morris, Illinois 60450 on May 25, 2011


Lana J. Phillips, Grundy County Clerk



5/20/2011
9:53:24AM

Tax Rate Extension Report - Tax Year 2010

Grundy County

Description	Rate	% Total	Max Rate	Levied Amt.	Taxable Amt	Overlap Amt	Extension
FDMO MORRIS FIRE & AMBUL							
CORPORATE	0.27000	78.87	0.27000	1,567,700	549,459,452	0	1,483,540.38
AMBULANCE	0.04933	14.41	0.10000	271,000	549,459,452	0	271,048.32
AUDIT	0.00091	0.27	0.00500	5,000	549,459,452	0	5,000.08
TORT/LIABILITY INS	0.00546	1.60	0.00000	30,000	549,459,452	0	30,000.48
SOCIAL SECURITY	0.00965	2.82	0.00000	53,000	549,459,452	0	53,022.83
WORKMAN'S COMP	0.00819	2.39	0.00000	45,000	549,459,452	0	45,000.72
PRIOR YEAR ADJUSTMENT	-0.00122	-0.36	0.00000	-6,722	549,459,452	0	-6,703.41
	0.34232			\$1,964,978			1,880,909.40

State of Illinois }
County of Grundy }

I, Lana J. Phillips, County Clerk in and for the County of Grundy, do hereby
CERTIFY that the foregoing is a true and complete copy of the VALUATIONS, RATES, and EXTENSIONS for the
above named taxing district for the TAXABLE year 2010.
Given under my hand and the official seal of my office at Morris, Illinois 60450 on May 25, 2011

Lana J. Phillips

Lana J. Phillips, Grundy County Clerk



* This year extension is more than 5% and no public hearing date has been held for the district
** This year's rate is more than +/- 10% compared to last year's rate.

COPY

Tax District Sheet - Tax Year 2010

Grundy County


5/20/2011
9:48:25AM


Description	Levy	Total	Residential	Farm	Commercial	Industrial	Rail Road	Mineral	Rate
FDRE REDDICK FIRE		799,210	388,130	411,080	0	0	0	0	
CORPORATE	31,220	2,397.62	1,164.39	1,233.23	0.00	0.00	0.00	0.00	0.30000
TORT/LIABILITY INS	12,000	977.03	474.49	502.54	0.00	0.00	0.00	0.00	0.12225
AMBULANCE	28,000	2,229.23	1,082.61	1,146.62	0.00	0.00	0.00	0.00	0.27893
	71,220	5,603.88	2,721.49	2,882.39	0.00	0.00	0.00	0.00	0.70118

State of Illinois }
County of Grundy }

COPY

I, Lana J. Phillips, County Clerk in and for the County of Grundy, do hereby
CERTIFY that the foregoing is a true and complete copy of the VALUATIONS, RATES, and EXTENSIONS for the
above named taxing district for the TAXABLE year 2010.
Given under my hand and the official seal of my office at Morris, Illinois 60450 on May 25, 2011


Lana J. Phillips, Grundy County Clerk



Tax Rate Extension Report - Tax Year 2010

5/20/2011

9:53:24AM

Grundy County

Description	Rate	% Total	Max Rate	Levied Amt.	Taxable Amt	Overlap Amt	Extension
FDRE REDDICK FIRE							
CORPORATE	0.30000	42.94	0.30000	31,220	799,210	9,236,598	2,397.62
TORT/LIABILITY INS	0.12225	17.12	0.00000	12,000	799,210	9,236,598	977.03
AMBULANCE	0.27893	39.94	0.30000	28,000	799,210	9,236,598	2,229.23
	0.70118			\$71,220			5,603.88

State of Illinois }
County of Grundy }


I, Lana J. Phillips, County Clerk in and for the County of Grundy, do hereby
CERTIFY that the foregoing is a true and complete copy of the VALUATIONS, RATES, and EXTENSIONS for the
above named taxing district for the TAXABLE year 2010.

Given under my hand and the official seal of my office at Morris, Illinois 60450 on May 25, 2011

Lana J. Phillips

Lana J. Phillips, Grundy County Clerk

COPY



* This year extension is more than 5% and no public hearing date has been held for the district

** This year's rate is more than +/- 10% compared to last year's rate.

5/20/2011
9:48:25AM

Tax District Sheet - Tax Year 2010

Grundy County

Description	Levy	Total	Residential	Farm	Commercial	Industrial	Rail Road	Mineral	Rate
FDSE SENECA FIRE & AMBUL		18,794,859	5,499,607	7,156,268	379,130	5,592,420	167,434	0	
CORPORATE	379,960	19,928.18	5,831.23	7,587.79	401.99	5,929.64	177.53	0.00	0.10603
AMBULANCE	131,840	6,916.51	2,023.86	2,633.50	139.52	2,058.01	61.62	0.00	0.03680
TORT/LIABILITY INS	50,000	2,623.76	767.74	999.02	52.93	780.70	23.37	0.00	0.01396
PRIOR YEAR ADJUSTMENT	-3	-1.88	-0.55	-0.72	-0.04	-0.56	-0.01	0.00	-0.00001
	561,797	29,466.57	8,622.28	11,219.59	594.40	8,767.79	262.51	0.00	0.15678

State of Illinois }
County of Grundy }

COPY

I, Lana J. Phillips, County Clerk in and for the County of Grundy, do hereby
CERTIFY that the foregoing is a true and complete copy of the VALUATIONS, RATES, and EXTENSIONS for the
above named taxing district for the TAXABLE year 2010.

Given under my hand and the official seal of my office at Morris, Illinois 60450 on May 25, 2011


Lana J. Phillips, Grundy County Clerk



Tax Rate Extension Report - Tax Year 2010

5/20/2011

9:53:24AM

Grundy County

Description	Rate	% Total	Max Rate	Levied Amt.	Taxable Amt	Overlap Amt	Extension
FDSE SENECA FIRE & AMBUL							
CORPORATE	0.10603	67.63	0.12500	379,960	18,794,859	339,562,296	19,928.18
AMBULANCE	0.03680	23.47	0.30000	131,840	18,794,859	339,562,296	6,916.51
TORT/LIABILITY INS	0.01396	8.90	0.00000	50,000	18,794,859	339,562,296	2,623.76
PRIOR YEAR ADJUSTMENT	-0.00001	0.00	0.00000	-3	18,794,859	339,562,296	-1.88
	0.15678			\$561,797			29,466.57

State of Illinois }
County of Grundy }

COPY

I, Lana J. Phillips, County Clerk in and for the County of Grundy, do hereby
CERTIFY that the foregoing is a true and complete copy of the VALUATIONS, RATES, and EXTENSIONS for the
above named taxing district for the TAXABLE year 2010.

Given under my hand and the official seal of my office at Morris, Illinois 60450 on May 25, 2011

Lana J. Phillips
Lana J. Phillips, Grundy County Clerk



* This year extension is more than 5% and no public hearing date has been held for the district

** This year's rate is more than +/- 10% compared to last year's rate.

5/20/2011
9:48:25AM

Tax District Sheet - Tax Year 2010

Grundy County


Description	Levy	Total	Residential	Farm	Commercial	Industrial	Rail Road	Mineral	Rate
FDSW S. WILMINGTON FIRE		20,885,123	17,341,573	2,877,780	665,210	460	0	100	
CORPORATE	46,390	46,389.92	38,519.01	6,392.11	1,477.56	1.02	0.00	0.22	0.22212
AUDIT	1,500	1,044.25	867.08	143.89	33.26	0.02	0.00	0.00	0.00500
TORT/LIABILITY INS	750	751.86	624.29	103.60	23.95	0.02	0.00	0.00	0.00360
AMBULANCE	25,000	25,001.52	20,759.55	3,444.98	796.32	0.55	0.00	0.12	0.11971
	73,640	73,187.55	60,769.93	10,084.58	2,331.09	1.61	0.00	0.34	0.35043

State of Illinois }
County of Grundy }

COPY

I, Lana J. Phillips, County Clerk in and for the County of Grundy, do hereby
CERTIFY that the foregoing is a true and complete copy of the VALUATIONS, RATES, and EXTENSIONS for the
above named taxing district for the TAXABLE year 2010.

Given under my hand and the official seal of my office at Morris, Illinois 60450 on May 25, 2011


Lana J. Phillips, Grundy County Clerk



Tax Rate Extension Report - Tax Year 2010

5/20/2011

9:53:24AM

Grundy County


Description	Rate	% Total	Max Rate	Levied Amt.	Taxable Amt	Overlap Amt	Extension
FDSW S. WILMINGTON FIRE							
CORPORATE	0.22212	63.38	0.30000	46,390	20,885,123	0	46,389.92
AUDIT	0.00500	1.43	0.00500	1,500	20,885,123	0	1,044.25
TORT/LIABILITY INS	0.00360	1.03	0.00000	750	20,885,123	0	751.86
AMBULANCE	0.11971	34.16	0.25000	25,000	20,885,123	0	25,001.52
	0.35043			\$73,640			73,187.55

State of Illinois }
County of Grundy }

COPY

I, Lana J. Phillips, County Clerk in and for the County of Grundy, do hereby
CERTIFY that the foregoing is a true and complete copy of the VALUATIONS, RATES, and EXTENSIONS for the
above named taxing district for the TAXABLE year 2010.
Given under my hand and the official seal of my office at Morris, Illinois 60450 on May 25, 2011

Lana J. Phillips
Lana J. Phillips, Grundy County Clerk



* This year extension is more than 5% and no public hearing date has been held for the district
** This year's rate is more than +/- 10% compared to last year's rate.

5/20/2011
9:48:25AM

Tax District Sheet - Tax Year 2010

Grundy County

Description	Levy	Total	Residential	Farm	Commercial	Industrial	Rail Road	Mineral	Rate
FDVK VERONA-KINSMAN FIRE		22,159,870	10,377,514	10,116,270	634,730	6,770	1,024,586	0	
CORPORATE	66,934	66,479.63	31,132.55	30,348.82	1,904.19	20.31	3,073.76	0.00	0.30000
TORT/LIABILITY INS	10,465	10,466.11	4,901.30	4,777.92	299.78	3.20	483.91	0.00	0.04723
AUDIT	1,162	1,107.99	518.87	505.81	31.74	0.34	51.23	0.00	0.00500
	78,561	78,053.73	36,552.72	35,632.55	2,235.71	23.85	3,608.90	0.00	0.35223

State of Illinois }
County of Grundy }


COPY

I, Lana J. Phillips, County Clerk in and for the County of Grundy, do hereby
CERTIFY that the foregoing is a true and complete copy of the VALUATIONS, RATES, and EXTENSIONS for the
above named taxing district for the TAXABLE year 2010.

Given under my hand and the official seal of my office at Morris, Illinois 60450 on May 25, 2011

Lana J. Phillips

Lana J. Phillips, Grundy County Clerk



Tax Rate Extension Report - Tax Year 2010

5/20/2011

9:53:24AM

Grundy County

Description	Rate	% Total	Max Rate	Levied Amt.	Taxable Amt	Overlap Amt	Extension
FDVK VERONA-KINSMAN FIRE							
CORPORATE	0.30000	85.17	0.30000	66,934	22,159,870	0	66,479.63
TORT/LIABILITY INS	0.04723	13.41	0.00000	10,465	22,159,870	0	10,466.11
AUDIT	0.00500	1.42	0.00500	1,162	22,159,870	0	1,107.99
	0.35223			\$78,561			78,053.73

State of Illinois }
County of Grundy }

I, Lana J. Phillips, County Clerk in and for the County of Grundy, do hereby
CERTIFY that the foregoing is a true and complete copy of the VALUATIONS, RATES, and EXTENSIONS for the
above named taxing district for the TAXABLE year 2010.

Given under my hand and the official seal of my office at Morris, Illinois 60450 on May 25, 2011

Lana J. Phillips

Lana J. Phillips, Grundy County Clerk

COPY



* This year extension is more than 5% and no public hearing date has been held for the district

** This year's rate is more than +/- 10% compared to last year's rate.

Tax District Sheet - Tax Year 2010

5/20/2011

9:48:25AM

Grundy County

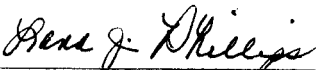
Description	Levy	Total	Residential	Farm	Commercial	Industrial	Rail Road	Mineral	Rate
G002 MVK GRADE SCHOOL 2		71,125,581	39,386,151	24,430,401	4,700,779	679,458	1,928,792	0	
EDUCATION	1,998,697	1,799,477.13	996,469.58	618,089.12	118,929.70	17,190.29	48,798.44	0.00	2.53000
BONDS AND INTEREST	172,085	172,088.34	95,294.80	59,109.35	11,373.53	1,643.95	4,666.71	0.00	0.24195
OPERATIONS & MAINT	316,000	284,502.31	157,544.59	97,721.60	18,803.12	2,717.83	7,715.17	0.00	0.40000
I.M.R.F	45,109	45,114.95	24,982.64	15,496.20	2,981.70	430.98	1,223.43	0.00	0.06343
TRANSPORTATION	158,000	142,251.16	78,772.30	48,860.80	9,401.56	1,358.92	3,857.58	0.00	0.20000
WORKING CASH	38,500	35,562.79	19,693.07	12,215.20	2,350.39	339.73	964.40	0.00	0.05000
SPECIAL EDUCATION	15,400	14,225.12	7,877.23	4,886.08	940.16	135.89	385.76	0.00	0.02000
TORT/LIABILITY INS	71,413	71,417.19	39,547.64	24,530.56	4,720.05	682.24	1,936.70	0.00	0.10041
SOCIAL SECURITY	45,109	45,114.95	24,982.64	15,496.20	2,981.70	430.98	1,223.43	0.00	0.06343
FIRE PREVENT/SAFETY	38,500	35,562.79	19,693.07	12,215.20	2,350.39	339.73	964.40	0.00	0.05000
	2,898,813	2,645,316.73	1,464,857.56	908,620.31	174,832.30	25,270.54	71,736.02	0.00	3.71922


State of Illinois }
County of Grundy }

COPY

I, Lana J. Phillips, County Clerk in and for the County of Grundy, do hereby
CERTIFY that the foregoing is a true and complete copy of the VALUATIONS, RATES, and EXTENSIONS for the
above named taxing district for the TAXABLE year 2010.

Given under my hand and the official seal of my office at Morris, Illinois 60450 on May 25, 2011


Lana J. Phillips, Grundy County Clerk



Tax Rate Extension Report - Tax Year 2010

5/20/2011

9:53:24AM

Grundy County

Description	Rate	% Total	Max Rate	Levied Amt.	Taxable Amt	Overlap Amt	Extension
G002 MVK GRADE SCHOOL 2							
EDUCATION	2.53000	68.03	2.53000	1,998,697	71,125,581	0	1,799,477.13
BONDS AND INTEREST	0.24195	6.51	0.00000	172,085	71,125,581	0	172,088.34
OPERATIONS & MAINT	0.40000	10.75	0.40000	316,000	71,125,581	0	284,502.31
I.M.R.F	0.06343	1.71	0.00000	45,109	71,125,581	0	45,114.95
TRANSPORTATION	0.20000	5.38	0.20000	158,000	71,125,581	0	142,251.16
WORKING CASH	0.05000	1.34	0.05000	38,500	71,125,581	0	35,562.79
SPECIAL EDUCATION	0.02000	0.54	0.02000	15,400	71,125,581	0	14,225.12
TORT/LIABILITY INS	0.10041	2.70	0.00000	71,413	71,125,581	0	71,417.19
SOCIAL SECURITY	0.06343	1.71	0.00000	45,109	71,125,581	0	45,114.95
FIRE PREVENT/SAFETY	0.05000	1.34	0.05000	38,500	71,125,581	0	35,562.79
	3.71922			\$2,898,813			2,645,316.73

State of Illinois }
County of Grundy }

COPY

I, Lana J. Phillips, County Clerk in and for the County of Grundy, do hereby
CERTIFY that the foregoing is a true and complete copy of the VALUATIONS, RATES, and EXTENSIONS for the
above named taxing district for the TAXABLE year 2010.
Given under my hand and the official seal of my office at Morris, Illinois 60450 on May 25, 2011

Lana J. Phillips

Lana J. Phillips, Grundy County Clerk



* This year extension is more than 5% and no public hearing date has been held for the district
** This year's rate is more than +/- 10% compared to last year's rate.

5/20/2011
9:48:25AM

Tax District Sheet - Tax Year 2010

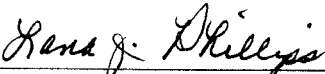
Grundy County


Description	Levy	Total	Residential	Farm	Commercial	Industrial	Rail Road	Mineral	Rate
G024 NETTLECREEK GRADE 24		38,034,510	24,782,977	10,767,020	2,178,630	0	305,883	0	
EDUCATION	767,402	654,193.52	426,267.17	185,192.73	37,472.43	0.00	5,261.19	0.00	1.72000
BONDS AND INTEREST	104,575	104,575.88	68,140.79	29,603.92	5,990.14	0.00	841.03	0.00	0.27495
OPERATIONS & MAINT	191,851	163,548.38	106,566.79	46,298.18	9,368.11	0.00	1,315.30	0.00	0.43000
I.M.R.F	25,501	25,502.14	16,616.99	7,219.29	1,460.77	0.00	205.09	0.00	0.06705
TRANSPORTATION	53,540	45,641.41	29,739.57	12,920.42	2,614.36	0.00	367.06	0.00	0.12000
WORKING CASH	22,308	19,017.25	12,391.49	5,383.51	1,089.31	0.00	152.94	0.00	0.05000
FIRE PREVENT/SAFETY	22,308	19,017.25	12,391.49	5,383.51	1,089.31	0.00	152.94	0.00	0.05000
SPECIAL EDUCATION	8,923	7,606.90	4,956.59	2,153.40	435.73	0.00	61.18	0.00	0.02000
TORT/LIABILITY INS	62,000	62,000.05	40,398.73	17,551.32	3,551.38	0.00	498.62	0.00	0.16301
SOCIAL SECURITY	25,501	25,502.14	16,616.99	7,219.29	1,460.77	0.00	205.09	0.00	0.06705
LEASE PBC	22,308	19,017.25	12,391.49	5,383.51	1,089.31	0.00	152.94	0.00	0.05000
PRIOR YEAR ADJUSTMENT	-106	-102.69	-66.91	-29.07	-5.88	0.00	-0.83	0.00	-0.00027
	1,306,111	1,145,519.48	746,411.18	324,280.01	65,615.74	0.00	9,212.55	0.00	3.01179

State of Illinois }
County of Grundy }

I, Lana J. Phillips, County Clerk in and for the County of Grundy, do hereby
CERTIFY that the foregoing is a true and complete copy of the VALUATIONS, RATES, and EXTENSIONS for the
above named taxing district for the TAXABLE year 2010.

Given under my hand and the official seal of my office at Morris, Illinois 60450 on May 25, 2011


Lana J. Phillips, Grundy County Clerk



COPY

Tax Rate Extension Report - Tax Year 2010

5/20/2011

9:53:24AM

Grundy County

Description	Rate	% Total	Max Rate	Levied Amt.	Taxable Amt	Overlap Amt	Extension
G024 NETTLECREEK GRADE 24							
EDUCATION	1.72000	57.11	1.72000	767,402	38,034,510	0	654,193.52
BONDS AND INTEREST	0.27495	9.13	0.00000	104,575	38,034,510	0	104,575.88
OPERATIONS & MAINT	0.43000	14.28	0.43000	191,851	38,034,510	0	163,548.38
I.M.R.F	0.06705	2.23	0.00000	25,501	38,034,510	0	25,502.14
TRANSPORTATION	0.12000	3.98	0.12000	53,540	38,034,510	0	45,641.41
WORKING CASH	0.05000	1.66	0.05000	22,308	38,034,510	0	19,017.25
FIRE PREVENT/SAFETY	0.05000	1.66	0.05000	22,308	38,034,510	0	19,017.25
SPECIAL EDUCATION	0.02000	0.66	0.02000	8,923	38,034,510	0	7,606.90
TORT/LIABILITY INS	0.16301	5.41	0.00000	62,000	38,034,510	0	62,000.05
SOCIAL SECURITY	0.06705	2.23	0.00000	25,501	38,034,510	0	25,502.14
LEASE PBC	0.05000	1.66	0.05000	22,308	38,034,510	0	19,017.25
PRIOR YEAR ADJUSTMENT	-0.00027	-0.01	0.00000	-106	38,034,510	0	-102.69
	3.01179			\$1,306,111			1,145,519.48

State of Illinois }
County of Grundy }

I, Lana J. Phillips, County Clerk in and for the County of Grundy, do hereby
CERTIFY that the foregoing is a true and complete copy of the VALUATIONS, RATES, and EXTENSIONS for the
above named taxing district for the TAXABLE year 2010.

Given under my hand and the official seal of my office at Morris, Illinois 60450 on May 25, 2011

Lana J. Phillips
Lana J. Phillips, Grundy County Clerk

COPY



* This year extension is more than 5% and no public hearing date has been held for the district

** This year's rate is more than +/- 10% compared to last year's rate.

Tax District Sheet - Tax Year 2010

5/20/2011
9:48:25AM

Grundy County

Description	Levy	Total	Residential	Farm	Commercial	Industrial	Rail Road	Mineral	Rate
G054 MORRIS GRADE 54		238,918,898	200,008,181	6,773,264	22,730,589	9,305,605	101,259	0	
EDUCATION	2,392,002	2,198,053.84	1,840,075.24	62,314.03	209,121.42	85,611.57	931.58	0.00	0.92000
BONDS AND INTEREST	3,611,575	3,611,593.58	3,023,403.62	102,387.37	343,604.67	140,667.25	1,530.67	0.00	1.51164
OPERATIONS & MAINT	650,000	597,297.24	500,020.45	16,933.16	56,826.47	23,264.01	253.15	0.00	0.25000
I.M.R.F	130,000	130,019.66	108,844.44	3,686.01	12,369.99	5,064.11	55.11	0.00	0.05442
TRANSPORTATION	312,000	286,702.67	240,009.80	8,127.92	27,276.71	11,166.73	121.51	0.00	0.12000
WORKING CASH	130,000	119,459.45	100,004.10	3,386.63	11,365.29	4,652.80	50.63	0.00	0.05000
FIRE PREVENT/SAFETY	130,000	119,459.45	100,004.10	3,386.63	11,365.29	4,652.80	50.63	0.00	0.05000
SPECIAL EDUCATION	52,000	47,783.78	40,001.64	1,354.65	4,546.12	1,861.12	20.25	0.00	0.02000
TORT/LIABILITY INS	315,000	315,014.56	263,710.78	8,930.55	29,970.28	12,269.44	133.51	0.00	0.13185
SOCIAL SECURITY	130,000	130,019.66	108,844.44	3,686.01	12,369.99	5,064.11	55.11	0.00	0.05442
LEASE PBC	130,000	119,459.45	100,004.10	3,386.63	11,365.29	4,652.80	50.63	0.00	0.05000
PRIOR YEAR ADJUSTMENT	-34,142	-34,141.51	-28,581.17	-967.90	-3,248.20	-1,329.77	-14.47	0.00	-0.01429
	7,948,435	7,640,721.83	6,396,341.54	216,611.69	726,933.32	297,596.97	3,238.31	0.00	3.19804

State of Illinois }
County of Grundy }


COPY

I, Lana J. Phillips, County Clerk in and for the County of Grundy, do hereby
CERTIFY that the foregoing is a true and complete copy of the VALUATIONS, RATES, and EXTENSIONS for the
above named taxing district for the TAXABLE year 2010.

Given under my hand and the official seal of my office at Morris, Illinois 60450 on May 25, 2011

Lana J. Phillips

Lana J. Phillips, Grundy County Clerk



Tax Rate Extension Report - Tax Year 2010

5/20/2011
9:53:24AM

Grundy County

Description	Rate	% Total	Max Rate	Levied Amt.	Taxable Amt	Overlap Amt	Extension
G054 MORRIS GRADE 54							
EDUCATION	0.92000	28.77	0.92000	2,392,002	238,918,898	0	2,198,053.84
BONDS AND INTEREST	1.51164	47.27	0.00000	3,611,575	238,918,898	0	3,611,593.58
OPERATIONS & MAINT	0.25000	7.82	0.25000	650,000	238,918,898	0	597,297.24
I.M.R.F	0.05442	1.70	0.00000	130,000	238,918,898	0	130,019.66
TRANSPORTATION	0.12000	3.75	0.12000	312,000	238,918,898	0	286,702.67
WORKING CASH	0.05000	1.56	0.05000	130,000	238,918,898	0	119,459.45
FIRE PREVENT/SAFETY	0.05000	1.56	0.05000	130,000	238,918,898	0	119,459.45
SPECIAL EDUCATION	0.02000	0.63	0.02000	52,000	238,918,898	0	47,783.78
TORT/LIABILITY INS	0.13185	4.12	0.00000	315,000	238,918,898	0	315,014.56
SOCIAL SECURITY	0.05442	1.70	0.00000	130,000	238,918,898	0	130,019.66
LEASE PBC	0.05000	1.56	0.05000	130,000	238,918,898	0	119,459.45
PRIOR YEAR ADJUSTMENT	-0.01429	-0.45	0.00000	-34,142	238,918,898	0	-34,141.51
	3.19804			\$7,948,435			7,640,721.83


State of Illinois }
County of Grundy }

I, Lana J. Phillips, County Clerk in and for the County of Grundy, do hereby
CERTIFY that the foregoing is a true and complete copy of the VALUATIONS, RATES, and EXTENSIONS for the
above named taxing district for the TAXABLE year 2010.
Given under my hand and the official seal of my office at Morris, Illinois 60450 on May 25, 2011

Lana J. Phillips

Lana J. Phillips, Grundy County Clerk

COPY



* This year extension is more than 5% and no public hearing date has been held for the district
** This year's rate is more than +/- 10% compared to last year's rate.

Tax District Sheet - Tax Year 2010

5/20/2011
9:48:25AM

Grundy County

Description	Levy	Total	Residential	Farm	Commercial	Industrial	Rail Road	Mineral	Rate
G060 SARATOGA GRADE 60C		195,421,542	102,959,143	9,479,414	41,458,780	41,332,742	191,463	0	
EDUCATION	3,580,000	3,459,379.50	1,822,597.17	167,805.91	733,909.13	731,677.99	3,389.30	0.00	1.79000
BONDS AND INTEREST	705,000	696,958.67	367,197.32	33,807.74	147,860.14	147,410.63	682.84	0.00	0.36063
OPERATIONS & MAINT	500,000	483,153.56	254,552.68	23,436.58	102,501.27	102,189.66	473.37	0.00	0.25000
I.M.R.F	57,500	56,857.51	29,955.75	2,758.02	12,062.35	12,025.68	55.71	0.00	0.02942
TRANSPORTATION	240,000	231,913.71	122,185.28	11,249.56	49,200.61	49,051.04	227.22	0.00	0.12000
WORKING CASH	100,000	96,630.71	50,910.54	4,687.32	20,500.25	20,437.93	94.67	0.00	0.05000
SPECIAL EDUCATION	40,000	38,652.28	20,364.21	1,874.93	8,200.10	8,175.17	37.87	0.00	0.02000
TORT/LIABILITY INS	163,000	161,141.38	84,898.40	7,816.57	34,186.23	34,082.30	157.88	0.00	0.08338
SOCIAL SECURITY	82,500	81,575.65	42,978.68	3,957.03	17,306.32	17,253.70	79.92	0.00	0.04221
LEASE PBC	100,000	96,630.71	50,910.54	4,687.32	20,500.25	20,437.93	94.67	0.00	0.05000
FIRE PREVENT/SAFETY	100,000	96,630.71	50,910.54	4,687.32	20,500.25	20,437.93	94.67	0.00	0.05000
PRIOR YEAR ADJUSTMENT	-24,106	-23,829.13	-12,554.54	-1,155.89	-5,055.36	-5,039.99	-23.35	0.00	-0.01233
	5,643,894	5,475,695.26	2,884,906.57	265,612.41	1,161,671.54	1,158,139.97	5,364.77	0.00	2.83331

State of Illinois }
County of Grundy }


I, Lana J. Phillips, County Clerk in and for the County of Grundy, do hereby
CERTIFY that the foregoing is a true and complete copy of the VALUATIONS, RATES, and EXTENSIONS for the
above named taxing district for the TAXABLE year 2010.

Given under my hand and the official seal of my office at Morris, Illinois 60450 on May 25, 2011

Lana J. Phillips

Lana J. Phillips, Grundy County Clerk

COPY



Tax Rate Extension Report - Tax Year 2010

5/20/2011

9:53:24AM

Grundy County

Description	Rate	% Total	Max Rate	Levied Amt.	Taxable Amt	Overlap Amt	Extension
G060 SARATOGA GRADE 60C							
EDUCATION	1.79000	63.18	1.79000	3,580,000	195,421,542	73,574	3,459,379.50
BONDS AND INTEREST	0.36063	12.73	0.00000	705,000	195,421,542	73,574	696,958.67
OPERATIONS & MAINT	0.25000	8.82	0.25000	500,000	195,421,542	73,574	483,153.56
I.M.R.F	0.02942	1.04	0.00000	57,500	195,421,542	73,574	56,857.51
TRANSPORTATION	0.12000	4.24	0.12000	240,000	195,421,542	73,574	231,913.71
WORKING CASH	0.05000	1.76	0.05000	100,000	195,421,542	73,574	96,630.71
SPECIAL EDUCATION	0.02000	0.71	0.02000	40,000	195,421,542	73,574	38,652.28
TORT/LIABILITY INS	0.08338	2.94	0.00000	163,000	195,421,542	73,574	161,141.38
SOCIAL SECURITY	0.04221	1.49	0.00000	82,500	195,421,542	73,574	81,575.65
LEASE PBC	0.05000	1.76	0.05000	100,000	195,421,542	73,574	96,630.71
FIRE PREVENT/SAFETY	0.05000	1.76	0.05000	100,000	195,421,542	73,574	96,630.71
PRIOR YEAR ADJUSTMENT	-0.01233	-0.44	0.00000	-24,106	195,421,542	73,574	-24,095.48
	2.83331			\$5,643,894			5,475,428.91

State of Illinois }
County of Grundy }


COPY

I, Lana J. Phillips, County Clerk in and for the County of Grundy, do hereby CERTIFY that the foregoing is a true and complete copy of the VALUATIONS, RATES, and EXTENSIONS for the above named taxing district for the TAXABLE year 2010.

Given under my hand and the official seal of my office at Morris, Illinois 60450 on May 25, 2011

Lana J. Phillips

Lana J. Phillips, Grundy County Clerk



* This year extension is more than 5% and no public hearing date has been held for the district

** This year's rate is more than +/- 10% compared to last year's rate.

Tax District Sheet - Tax Year 2010

Grundy County

5/20/2011
9:48:25AM

Description	Levy	Total	Residential	Farm	Commercial	Industrial	Rail Road	Mineral	Rate
G072 GARDNER GRADE 72C		20,846,141	13,054,716	5,344,691	1,562,704	405,277	478,753	0	
EDUCATION	299,742	275,169.05	172,322.24	70,549.92	20,627.69	5,349.66	6,319.54	0.00	1.32000
BONDS AND INTEREST	65,970	65,971.78	41,314.26	16,914.34	4,945.49	1,282.58	1,515.11	0.00	0.31647
OPERATIONS & MAINT	90,831	83,384.56	52,218.86	21,378.76	6,250.82	1,621.11	1,915.01	0.00	0.40000
I.M.R.F	30,000	30,001.77	18,788.36	7,692.08	2,249.04	583.27	689.02	0.00	0.14392
TRANSPORTATION	27,249	25,015.37	15,665.67	6,413.63	1,875.24	486.33	574.50	0.00	0.12000
WORKING CASH	11,354	10,423.07	6,527.35	2,672.35	781.35	202.64	239.38	0.00	0.05000
SPECIAL EDUCATION	4,542	4,169.23	2,610.94	1,068.94	312.54	81.06	95.75	0.00	0.02000
TORT/LIABILITY INS	45,000	45,000.56	28,181.22	11,537.58	3,373.41	874.87	1,033.48	0.00	0.21587
SOCIAL SECURITY	30,000	30,001.77	18,788.36	7,692.08	2,249.04	583.27	689.02	0.00	0.14392
FIRE PREVENT/SAFETY	11,354	10,423.07	6,527.35	2,672.35	781.35	202.64	239.38	0.00	0.05000
LEASE PBC	11,354	10,423.07	6,527.35	2,672.35	781.35	202.64	239.38	0.00	0.05000
PRIOR YEAR ADJUSTMENT	-9,847	-9,845.63	-6,165.74	-2,524.30	-738.06	-191.42	-226.11	0.00	-0.04723
	617,549	580,137.67	363,306.22	148,740.08	43,489.26	11,278.65	13,323.46	0.00	2.78295

State of Illinois }
County of Grundy }


I, Lana J. Phillips, County Clerk in and for the County of Grundy, do hereby
CERTIFY that the foregoing is a true and complete copy of the VALUATIONS, RATES, and EXTENSIONS for the
above named taxing district for the TAXABLE year 2010.

Given under my hand and the official seal of my office at Morris, Illinois 60450 on May 25, 2011

Lana J. Phillips

Lana J. Phillips, Grundy County Clerk

COPY



Tax Rate Extension Report - Tax Year 2010

5/20/2011

9:53:24AM

Grundy County


Description	Rate	% Total	Max Rate	Levied Amt.	Taxable Amt	Overlap Amt	Extension
G072 GARDNER GRADE 72C							
EDUCATION	1.32000	47.43	1.32000	299,742	20,846,141	0	275,169.05
BONDS AND INTEREST	0.31647	11.37	0.00000	65,970	20,846,141	0	65,971.78
OPERATIONS & MAINT	0.40000	14.37	0.40000	90,831	20,846,141	0	83,384.56
I.M.R.F	0.14392	5.17	0.00000	30,000	20,846,141	0	30,001.77
TRANSPORTATION	0.12000	4.31	0.12000	27,249	20,846,141	0	25,015.37
WORKING CASH	0.05000	1.80	0.05000	11,354	20,846,141	0	10,423.07
SPECIAL EDUCATION	0.02000	0.72	0.02000	4,542	20,846,141	0	4,169.23
TORT/LIABILITY INS	0.21587	7.76	0.00000	45,000	20,846,141	0	45,000.56
SOCIAL SECURITY	0.14392	5.17	0.00000	30,000	20,846,141	0	30,001.77
FIRE PREVENT/SAFETY	0.05000	1.80	0.05000	11,354	20,846,141	0	10,423.07
LEASE PBC	0.05000	1.80	0.05000	11,354	20,846,141	0	10,423.07
PRIOR YEAR ADJUSTMENT	-0.04723	-1.70	0.00000	-9,847	20,846,141	0	-9,845.63
	2.78295			\$617,549			580,137.67

State of Illinois }
County of Grundy }

COPY

I, Lana J. Phillips, County Clerk in and for the County of Grundy, do hereby
CERTIFY that the foregoing is a true and complete copy of the VALUATIONS, RATES, and EXTENSIONS for the
above named taxing district for the TAXABLE year 2010.
Given under my hand and the official seal of my office at Morris, Illinois 60450 on May 25, 2011

Lana J. Phillips
Lana J. Phillips, Grundy County Clerk



* This year extension is more than 5% and no public hearing date has been held for the district
** This year's rate is more than +/- 10% compared to last year's rate.

5/20/2011
9:48:25AM

Tax District Sheet - Tax Year 2010

Grundy County

Description	Levy	Total	Residential	Farm	Commercial	Industrial	Rail Road	Mineral	Rate
G074 S WILMINGTON GRADE74		20,736,398	17,456,708	2,613,920	665,210	460	0	100	
EDUCATION	344,700	306,898.74	258,359.32	38,686.02	9,845.11	6.81	0.00	1.48	1.48000
OPERATIONS & MAINT	128,100	114,050.20	96,011.90	14,376.56	3,658.66	2.53	0.00	0.55	0.55000
I.M.R.F	7,250	7,081.48	5,961.47	892.65	227.17	0.16	0.00	0.03	0.03415
TRANSPORTATION	37,300	33,178.24	27,930.73	4,182.27	1,064.34	0.74	0.00	0.16	0.16000
WORKING CASH	11,700	10,368.20	8,728.35	1,306.96	332.61	0.23	0.00	0.05	0.05000
SPECIAL EDUCATION	4,700	4,147.28	3,491.35	522.78	133.04	0.09	0.00	0.02	0.02000
TORT LIABILITY INS	23,600	23,050.58	19,404.88	2,905.63	739.45	0.51	0.00	0.11	0.11116
SOCIAL SECURITY	10,425	10,183.65	8,572.99	1,283.70	326.68	0.23	0.00	0.05	0.04911
LEASE PBC	11,700	10,368.20	8,728.35	1,306.96	332.61	0.23	0.00	0.05	0.05000
FIRE PREVENT/SAFETY	11,700	11,427.83	9,620.39	1,440.53	366.60	0.25	0.00	0.06	0.05511
	591,175	530,754.40	446,809.73	66,904.06	17,026.27	11.78	0.00	2.56	2.55953

State of Illinois }
County of Grundy }


COPY

I, Lana J. Phillips, County Clerk in and for the County of Grundy, do hereby
CERTIFY that the foregoing is a true and complete copy of the VALUATIONS, RATES, and EXTENSIONS for the
above named taxing district for the TAXABLE year 2010.

Given under my hand and the official seal of my office at Morris, Illinois 60450 on May 25, 2011

Lana J. Phillips

Lana J. Phillips, Grundy County Clerk



Tax Rate Extension Report - Tax Year 2010

5/20/2011

9:53:24AM

Grundy County

Description	Rate	% Total	Max Rate	Levied Amt.	Taxable Amt	Overlap Amt	Extension
G074 S WILMINGTON GRADE 74							
EDUCATION	1.48000	57.82	1.48000	344,700	20,736,398	495,478	306,898.74
OPERATIONS & MAINT	0.55000	21.49	0.55000	128,100	20,736,398	495,478	114,050.20
I.M.R.F	0.03415	1.33	0.00000	7,250	20,736,398	495,478	7,081.48
TRANSPORTATION	0.16000	6.25	0.16000	37,300	20,736,398	495,478	33,178.24
WORKING CASH	0.05000	1.95	0.05000	11,700	20,736,398	495,478	10,368.20
SPECIAL EDUCATION	0.02000	0.78	0.02000	4,700	20,736,398	495,478	4,147.28
TORT LIABILITY INS	0.11116	4.34	0.00000	23,600	20,736,398	495,478	23,050.58
SOCIAL SECURITY	0.04911	1.92	0.00000	10,425	20,736,398	495,478	10,183.65
LEASE PBC	0.05000	1.95	0.05000	11,700	20,736,398	495,478	10,368.20
FIRE PREVENT/SAFETY	0.05511	2.15	0.00000	11,700	20,736,398	495,478	11,427.83
	2.55953			\$591,175			530,754.40

State of Illinois }
County of Grundy }


COPY

I, Lana J. Phillips, County Clerk in and for the County of Grundy, do hereby
CERTIFY that the foregoing is a true and complete copy of the VALUATIONS, RATES, and EXTENSIONS for the
above named taxing district for the TAXABLE year 2010.

Given under my hand and the official seal of my office at Morris, Illinois 60450 on May 25, 2011

Lana J. Phillips

Lana J. Phillips, Grundy County Clerk



* This year extension is more than 5% and no public hearing date has been held for the district

** This year's rate is more than +/- 10% compared to last year's rate.

5/20/2011
9:48:25AM

Tax District Sheet - Tax Year 2010

Grundy County

Description	Levy	Total	Residential	Farm	Commercial	Industrial	Rail Road	Mineral	Rate
G075 BRACEVILLE GRADE 75		17,440,394	14,312,326	837,550	1,882,540	1,180	405,668	1,130	
EDUCATION	312,000	280,790.28	230,428.40	13,484.55	30,308.89	19.00	6,531.25	18.19	1.61000
OPERATIONS & MAINT	48,500	43,600.98	35,780.82	2,093.87	4,706.35	2.95	1,014.17	2.82	0.25000
I.M.R.F	10,000	10,000.32	8,206.68	480.25	1,079.45	0.68	232.61	0.65	0.05734
TRANSPORTATION	23,300	20,928.47	17,174.78	1,005.06	2,259.05	1.42	486.80	1.36	0.12000
WORKING CASH	9,700	8,720.20	7,156.16	418.78	941.27	0.59	202.83	0.57	0.05000
FIRE PREVENT/SAFETY	9,700	8,720.20	7,156.16	418.78	941.27	0.59	202.83	0.57	0.05000
SPECIAL EDUCATION	3,900	3,488.08	2,862.46	167.51	376.51	0.24	81.13	0.23	0.02000
TORT/LIABILITY INS	32,000	32,001.37	26,261.68	1,536.82	3,454.27	2.17	744.36	2.07	0.18349
SOCIAL SECURITY	21,000	21,001.72	17,234.90	1,008.58	2,266.95	1.42	488.51	1.36	0.12042
LEASE PBC	9,700	8,720.20	7,156.16	418.78	941.27	0.59	202.83	0.57	0.05000
BONDS AND INTEREST	20,932	20,933.70	17,179.08	1,005.31	2,259.61	1.42	486.92	1.36	0.12003
	500,732	458,905.52	376,597.28	22,038.29	49,534.89	31.07	10,674.24	29.75	2.63128

State of Illinois }
County of Grundy }


COPY

I, Lana J. Phillips, County Clerk in and for the County of Grundy, do hereby
CERTIFY that the foregoing is a true and complete copy of the VALUATIONS, RATES, and EXTENSIONS for the
above named taxing district for the TAXABLE year 2010.

Given under my hand and the official seal of my office at Morris, Illinois 60450 on May 25, 2011

Lana J. Phillips

Lana J. Phillips, Grundy County Clerk



5/20/2011
9:53:24AM

Tax Rate Extension Report - Tax Year 2010

Grundy County

Description	Rate	% Total	Max Rate	Levied Amt.	Taxable Amt	Overlap Amt	Extension
G075 BRACEVILLE GRADE 75							
EDUCATION	1.61000	61.19	1.61000	312,000	17,440,394	0	280,790.28
OPERATIONS & MAINT	0.25000	9.50	0.25000	48,500	17,440,394	0	43,600.98
I.M.R.F	0.05734	2.18	0.00000	10,000	17,440,394	0	10,000.32
TRANSPORTATION	0.12000	4.56	0.12000	23,300	17,440,394	0	20,928.47
WORKING CASH	0.05000	1.90	0.05000	9,700	17,440,394	0	8,720.20
FIRE PREVENT/SAFETY	0.05000	1.90	0.05000	9,700	17,440,394	0	8,720.20
SPECIAL EDUCATION	0.02000	0.76	0.02000	3,900	17,440,394	0	3,488.08
TORT/LIABILITY INS	0.18349	6.97	0.00000	32,000	17,440,394	0	32,001.37
SOCIAL SECURITY	0.12042	4.58	0.00000	21,000	17,440,394	0	21,001.72
LEASE PBC	0.05000	1.90	0.05000	9,700	17,440,394	0	8,720.20
BONDS AND INTEREST	0.12003	4.56	0.00000	20,932	17,440,394	0	20,933.70
	2.63128			\$500,732			458,905.52

COPY

State of Illinois }
County of Grundy }

I, Lana J. Phillips, County Clerk in and for the County of Grundy, do hereby
CERTIFY that the foregoing is a true and complete copy of the VALUATIONS, RATES, and EXTENSIONS for the
above named taxing district for the TAXABLE year 2010.
Given under my hand and the official seal of my office at Morris, Illinois 60450 on May 25, 2011

Lana J. Phillips
Lana J. Phillips, Grundy County Clerk



* This year extension is more than 5% and no public hearing date has been held for the district
** This year's rate is more than +/- 10% compared to last year's rate.

5/20/2011
9:48:25AM

Tax District Sheet - Tax Year 2010


Grundy County

Description	Levy	Total	Residential	Farm	Commercial	Industrial	Rail Road	Mineral	Rate
G090 LISBON GRADE 90		1,828,160	759,370	1,068,790	0	0	0	0	
EDUCATION	511,061	34,735.04	14,428.03	20,307.01	0.00	0.00	0.00	0.00	1.90000
BONDS AND INTEREST	63,532	4,412.45	1,832.82	2,579.63	0.00	0.00	0.00	0.00	0.24136
OPERATIONS & MAINT	107,592	7,312.64	3,037.48	4,275.16	0.00	0.00	0.00	0.00	0.40000
I.M.R.F	14,500	1,007.13	418.34	588.79	0.00	0.00	0.00	0.00	0.05509
TRANSPORTATION	32,278	2,193.79	911.24	1,282.55	0.00	0.00	0.00	0.00	0.12000
WORKING CASH	13,449	914.08	379.69	534.39	0.00	0.00	0.00	0.00	0.05000
FIRE PREVENT/SAFETY	13,449	914.08	379.69	534.39	0.00	0.00	0.00	0.00	0.05000
SPECIAL EDUCATION	5,380	365.63	151.87	213.76	0.00	0.00	0.00	0.00	0.02000
TORT/LIABILITY INS	25,750	1,788.49	742.89	1,045.60	0.00	0.00	0.00	0.00	0.09783
SOCIAL SECURITY	16,500	1,146.07	476.05	670.02	0.00	0.00	0.00	0.00	0.06269
	803,491	54,789.40	22,758.10	32,031.30	0.00	0.00	0.00	0.00	2.99697


State of Illinois }
County of Grundy }

I, Lana J. Phillips, County Clerk in and for the County of Grundy, do hereby
CERTIFY that the foregoing is a true and complete copy of the VALUATIONS, RATES, and EXTENSIONS for the
above named taxing district for the TAXABLE year 2010.

Given under my hand and the official seal of my office at Morris, Illinois 60450 on May 25, 2011


Lana J. Phillips, Grundy County Clerk

COPY



Tax Rate Extension Report - Tax Year 2010

5/20/2011
9:53:24AM

Grundy County

Description	Rate	% Total	Max Rate	Levied Amt.	Taxable Amt	Overlap Amt	Extension
G090 LISBON GRADE 90							
EDUCATION	1.90000	63.40	1.90000	511,061	1,828,160	24,494,939	34,735.04
BONDS AND INTEREST	0.24136	8.05	0.00000	63,532	1,828,160	24,494,939	4,412.45
OPERATIONS & MAINT	0.40000	13.35	0.40000	107,592	1,828,160	24,494,939	7,312.64
I.M.R.F	0.05509	1.84	0.00000	14,500	1,828,160	24,494,939	1,007.13
TRANSPORTATION	0.12000	4.00	0.12000	32,278	1,828,160	24,494,939	2,193.79
WORKING CASH	0.05000	1.67	0.05000	13,449	1,828,160	24,494,939	914.08
FIRE PREVENT/SAFETY	0.05000	1.67	0.05000	13,449	1,828,160	24,494,939	914.08
SPECIAL EDUCATION	0.02000	0.67	0.02000	5,380	1,828,160	24,494,939	365.63
TORT/LIABILITY INS	0.09783	3.26	0.00000	25,750	1,828,160	24,494,939	1,788.49
SOCIAL SECURITY	0.06269	2.09	0.00000	16,500	1,828,160	24,494,939	1,146.07
	2.99697			\$803,491			54,789.40

COPY

State of Illinois }
County of Grundy }

I, Lana J. Phillips, County Clerk in and for the County of Grundy, do hereby
CERTIFY that the foregoing is a true and complete copy of the VALUATIONS, RATES, and EXTENSIONS for the
above named taxing district for the TAXABLE year 2010.

Given under my hand and the official seal of my office at Morris, Illinois 60450 on May 25, 2011

Lana J. Phillips
Lana J. Phillips, Grundy County Clerk



* This year extension is more than 5% and no public hearing date has been held for the district
** This year's rate is more than +/- 10% compared to last year's rate.

5/20/2011
9:48:25AM

Tax District Sheet - Tax Year 2010

Grundy County

Description	Levy	Total	Residential	Farm	Commercial	Industrial	Rail Road	Mineral	Rate
G170 SENECA GRADE 170		14,401,931	4,222,020	4,086,298	309,410	5,696,100	88,103	0	
EDUCATION	5,081,895	118,388.20	34,706.27	33,590.60	2,543.44	46,823.66	724.23	0.00	0.82203
OPERATIONS & MAINT	1,551,250	36,004.83	10,555.05	10,215.75	773.53	14,240.24	220.26	0.00	0.25000
I.M.R.F	89,973	2,096.92	614.73	594.96	45.05	829.35	12.83	0.00	0.01456
TRANSPORTATION	279,225	6,505.35	1,907.09	1,845.78	139.76	2,572.92	39.80	0.00	0.04517
WORKING CASH	310,250	7,200.97	2,111.01	2,043.15	154.71	2,848.05	44.05	0.00	0.05000
SPECIAL EDUCATION	124,100	2,880.39	844.41	817.26	61.88	1,139.22	17.62	0.00	0.02000
TORT/LIABILITY INS	124,100	2,891.91	847.78	820.53	62.13	1,143.78	17.69	0.00	0.02008
SOCIAL SECURITY	89,973	2,096.92	614.73	594.96	45.05	829.35	12.83	0.00	0.01456
LEASE PBC	62,050	1,445.95	423.89	410.26	31.06	571.89	8.85	0.00	0.01004
BONDS AND INTEREST	160,300	3,734.42	1,094.77	1,059.58	80.23	1,476.99	22.85	0.00	0.02593
FIRE PREVENT/SAFETY	0	0.00	0.00	0.00	0.00	0.00	0.00	0.00	0.00000
	7,873,116	183,245.86	53,719.73	51,992.83	3,936.84	72,475.45	1,121.01	0.00	1.27237

State of Illinois }
County of Grundy }


I, Lana J. Phillips, County Clerk in and for the County of Grundy, do hereby
CERTIFY that the foregoing is a true and complete copy of the VALUATIONS, RATES, and EXTENSIONS for the
above named taxing district for the TAXABLE year 2010.

Given under my hand and the official seal of my office at Morris, Illinois 60450 on May 25, 2011

Lana J. Phillips

Lana J. Phillips, Grundy County Clerk

COPY



Tax Rate Extension Report - Tax Year 2010

5/20/2011

9:53:24AM

Grundy County

Description	Rate	% Total	Max Rate	Levied Amt.	Taxable Amt	Overlap Amt	Extension
G170 SENECA GRADE 170							
EDUCATION	0.82203	64.61	0.96000	5,081,895	14,401,931	603,811,280	118,388.20
OPERATIONS & MAINT	0.25000	19.65	0.25000	1,551,250	14,401,931	603,811,280	36,004.83
I.M.R.F	0.01456	1.14	0.00000	89,973	14,401,931	603,811,280	2,096.92
TRANSPORTATION	0.04517	3.55	0.20000	279,225	14,401,931	603,811,280	6,505.35
WORKING CASH	0.05000	3.93	0.05000	310,250	14,401,931	603,811,280	7,200.97
SPECIAL EDUCATION	0.02000	1.57	0.02000	124,100	14,401,931	603,811,280	2,880.39
TORT/LIABILITY INS	0.02008	1.58	0.00000	124,100	14,401,931	603,811,280	2,891.91
SOCIAL SECURITY	0.01456	1.14	0.00000	89,973	14,401,931	603,811,280	2,096.92
LEASE PBC	0.01004	0.79	0.05000	62,050	14,401,931	603,811,280	1,445.95
BONDS AND INTEREST	0.02593	2.04	0.00000	160,300	14,401,931	603,811,280	3,734.42
FIRE PREVENT/SAFETY	0.00000	0.00	0.05000	0	14,401,931	603,811,280	0.00
	1.27237			\$7,873,116			183,245.86

State of Illinois }
County of Grundy }

I, Lana J. Phillips, County Clerk in and for the County of Grundy, do hereby CERTIFY that the foregoing is a true and complete copy of the VALUATIONS, RATES, and EXTENSIONS for the above named taxing district for the TAXABLE year 2010.

Given under my hand and the official seal of my office at Morris, Illinois 60450 on May 25, 2011

Lana J. Phillips
Lana J. Phillips, Grundy County Clerk

COPY



- * This year extension is more than 5% and no public hearing date has been held for the district
- ** This year's rate is more than +/- 10% compared to last year's rate.

Tax District Sheet - Tax Year 2010

Grundy County

5/20/2011

9:48:35AM

Description	Levy	Total	Residential	Farm	Commercial	Industrial	Rail Road	Mineral	Rate
G201 MINOOKA GRADE 201		452,436,142	244,712,445	3,125,991	28,472,058	174,957,701	1,167,947	0	
EDUCATION		7,302,141.35	3,949,562.58	50,452.27	459,527.82	2,823,748.47	18,850.21	0.00	1.62000
BONDS AND INTEREST	5,868,625	3,138,703.75	1,697,653.65	21,686.07	197,520.37	1,213,741.21	8,102.45	0.00	0.69633
OPERATIONS & MAINT	2,275,000	1,126,873.66	609,500.40	7,785.84	70,914.79	435,763.65	2,908.98	0.00	0.25000
I.M.R.F	346,355	185,258.03	100,201.87	1,279.99	11,658.39	71,639.54	478.24	0.00	0.04110
TRANSPORTATION	1,092,000	540,899.36	292,560.20	3,737.20	34,039.10	209,166.55	1,396.31	0.00	0.12000
WORKING CASH	455,000	225,374.73	121,900.07	1,557.17	14,182.96	87,152.73	581.80	0.00	0.05000
FIRE PREVENT/SAFETY	455,000	225,374.73	121,900.07	1,557.17	14,182.96	87,152.73	581.80	0.00	0.05000
SPECIAL EDUCATION	182,000	90,149.89	48,760.03	622.87	5,673.18	34,861.09	232.72	0.00	0.02000
TORT/LIABILITY INS	555,000	296,863.60	160,566.79	2,051.10	18,681.79	114,797.58	766.34	0.00	0.06586
SOCIAL SECURITY	346,555	185,348.18	100,250.62	1,280.62	11,664.06	71,674.41	478.47	0.00	0.04112
LEASE PBC	0	0.00	0.00	0.00	0.00	0.00	0.00	0.00	0.00000
PRIOR YEAR ADJUSTMENT	-609	-585.97	-316.94	-4.05	-36.88	-226.60	-1.50	0.00	-0.00013
	26,316,926	13,316,401.31	7,202,539.34	92,006.25	838,008.54	5,149,471.36	34,375.82	0.00	2.95428

State of Illinois }
County of Grundy }


COPY

I, Lana J. Phillips, County Clerk in and for the County of Grundy, do hereby
CERTIFY that the foregoing is a true and complete copy of the VALUATIONS, RATES, and EXTENSIONS for the
above named taxing district for the TAXABLE year 2010.

Given under my hand and the official seal of my office at Morris, Illinois 60450 on May 25, 2011

Lana J. Phillips

Lana J. Phillips, Grundy County Clerk



Tax Rate Extension Report - Tax Year 2010

5/20/2011

9:53:24AM

Grundy County

Description	Rate	% Total	Max Rate	Levied Amt.	Taxable Amt	Overlap Amt	Extension
G201 MINOOKA GRADE 201							
EDUCATION	1.62000	54.83	1.62000	14,742,000	452,436,142	390,369,393	7,302,141.35
BONDS AND INTEREST	0.69633	23.57	0.00000	5,868,625	452,436,142	390,369,393	3,138,703.75
OPERATIONS & MAINT	0.25000	8.46	0.25000	2,275,000	452,436,142	390,369,393	1,126,873.66
I.M.R.F	0.04110	1.39	0.00000	346,355	452,436,142	390,369,393	185,258.03
TRANSPORTATION	0.12000	4.06	0.12000	1,092,000	452,436,142	390,369,393	540,899.36
WORKING CASH	0.05000	1.69	0.05000	455,000	452,436,142	390,369,393	225,374.73
FIRE PREVENT/SAFETY	0.05000	1.69	0.05000	455,000	452,436,142	390,369,393	225,374.73
SPECIAL EDUCATION	0.02000	0.68	0.02000	182,000	452,436,142	390,369,393	90,149.89
TORT/LIABILITY INS	0.06586	2.23	0.00000	555,000	452,436,142	390,369,393	296,863.60
SOCIAL SECURITY	0.04112	1.39	0.00000	346,555	452,436,142	390,369,393	185,348.18
LEASE PBC	0.00000	0.00	0.05000	0	452,436,142	390,369,393	0.00
PRIOR YEAR ADJUSTMENT	-0.00013	0.00	0.00000	-609	452,436,142	390,369,393	-588.17
	2.95428			\$26,316,926			13,316,399.11

State of Illinois }
County of Grundy }


COPY

I, Lana J. Phillips, County Clerk in and for the County of Grundy, do hereby
CERTIFY that the foregoing is a true and complete copy of the VALUATIONS, RATES, and EXTENSIONS for the
above named taxing district for the TAXABLE year 2010.

Given under my hand and the official seal of my office at Morris, Illinois 60450 on May 25, 2011

Lana J. Phillips

Lana J. Phillips, Grundy County Clerk



* This year extension is more than 5% and no public hearing date has been held for the district

** This year's rate is more than +/- 10% compared to last year's rate.

5/20/2011
9:48:25AM

Tax District Sheet - Tax Year 2010

Grundy County


Description	Levy	Total	Residential	Farm	Commercial	Industrial	Rail Road	Mineral	Rate
G210 MILLER TWP GRADE210		938,770	417,100	473,550	48,120	0	0	0	
EDUCATION	814,834	11,922.39	5,297.17	6,014.10	611.12	0.00	0.00	0.00	1.27000
OPERATIONS & MAINT	160,400	2,346.92	1,042.75	1,183.87	120.30	0.00	0.00	0.00	0.25000
I.M.R.F	25,000	422.07	187.53	212.91	21.63	0.00	0.00	0.00	0.04496
TRANSPORTATION	76,992	1,126.52	500.52	568.26	57.74	0.00	0.00	0.00	0.12000
WORKING CASH	32,080	469.38	208.55	236.77	24.06	0.00	0.00	0.00	0.05000
FIRE PREVENT/SAFETY	32,080	469.38	208.55	236.77	24.06	0.00	0.00	0.00	0.05000
SPECIAL EDUCATION	12,832	187.75	83.42	94.71	9.62	0.00	0.00	0.00	0.02000
TORT/LIABILITY INS	30,000	506.56	225.07	255.52	25.97	0.00	0.00	0.00	0.05396
SOCIAL SECURITY	25,000	422.07	187.53	212.91	21.63	0.00	0.00	0.00	0.04496
LEASE PBC	32,080	469.38	208.55	236.77	24.06	0.00	0.00	0.00	0.05000
BONDS AND INTEREST	231,900	3,915.14	1,739.52	1,974.94	200.68	0.00	0.00	0.00	0.41705
	1,473,198	22,257.56	9,889.16	11,227.53	1,140.87	0.00	0.00	0.00	2.37093


COPY

State of Illinois }
County of Grundy }

I, Lana J. Phillips, County Clerk in and for the County of Grundy, do hereby
CERTIFY that the foregoing is a true and complete copy of the VALUATIONS, RATES, and EXTENSIONS for the
above named taxing district for the TAXABLE year 2010.

Given under my hand and the official seal of my office at Morris, Illinois 60450 on May 25, 2011


Lana J. Phillips, Grundy County Clerk



Tax Rate Extension Report - Tax Year 2010

5/20/2011

9:53:24AM

Grundy County

Description	Rate	% Total	Max Rate	Levied Amt.	Taxable Amt	Overlap Amt	Extension
G210 MILLER TWP GRADE 210							
EDUCATION	1.27000	53.57	1.27000	814,834	938,770	54,666,841	11,922.39
OPERATIONS & MAINT	0.25000	10.54	0.25000	160,400	938,770	54,666,841	2,346.92
I.M.R.F	0.04496	1.90	0.00000	25,000	938,770	54,666,841	422.07
TRANSPORTATION	0.12000	5.06	0.12000	76,992	938,770	54,666,841	1,126.52
WORKING CASH	0.05000	2.11	0.05000	32,080	938,770	54,666,841	469.38
FIRE PREVENT/SAFETY	0.05000	2.11	0.05000	32,080	938,770	54,666,841	469.38
SPECIAL EDUCATION	0.02000	0.84	0.02000	12,832	938,770	54,666,841	187.75
TORT/LIABILITY INS	0.05396	2.28	0.00000	30,000	938,770	54,666,841	506.56
SOCIAL SECURITY	0.04496	1.90	0.00000	25,000	938,770	54,666,841	422.07
LEASE PBC	0.05000	2.11	0.05000	32,080	938,770	54,666,841	469.38
BONDS AND INTEREST	0.41705	17.59	0.00000	231,900	938,770	54,666,841	3,915.14
	2.37093			\$1,473,198			22,257.56


COPY

State of Illinois }
County of Grundy }

I, Lana J. Phillips, County Clerk in and for the County of Grundy, do hereby
CERTIFY that the foregoing is a true and complete copy of the VALUATIONS, RATES, and EXTENSIONS for the
above named taxing district for the TAXABLE year 2010.

Given under my hand and the official seal of my office at Morris, Illinois 60450 on May 25, 2011

Lana J. Phillips
Lana J. Phillips, Grundy County Clerk



* This year extension is more than 5% and no public hearing date has been held for the district
** This year's rate is more than +/- 10% compared to last year's rate.

Tax District Sheet - Tax Year 2010

Grundy County

5/20/2011
9:48:25AM

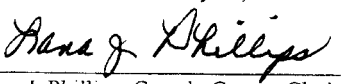
Description	Levy	Total	Residential	Farm	Commercial	Industrial	Rail Road	Mineral	Rate
G232 DWIGHT GRADE 232		17,995,996	3,369,550	6,109,700	2,988,880	5,323,604	204,262	0	
EDUCATION	2,485,200	392,312.71	73,456.19	133,191.46	65,157.58	116,054.57	4,452.91	0.00	2.18000
OPERATIONS & MAINT	285,000	44,989.99	8,423.88	15,274.24	7,472.20	13,309.01	510.66	0.00	0.25000
I.M.R.F	45,000	7,437.75	1,392.64	2,525.14	1,235.30	2,200.25	84.42	0.00	0.04133
TRANSPORTATION	136,800	21,595.19	4,043.46	7,331.64	3,586.66	6,388.32	245.11	0.00	0.12000
WORKING CASH	0	0.00	0.00	0.00	0.00	0.00	0.00	0.00	0.00000
FIRE PREVENT/SAFETY	0	0.00	0.00	0.00	0.00	0.00	0.00	0.00	0.00000
SPECIAL EDUCATION	22,800	3,599.20	673.91	1,221.94	597.78	1,064.72	40.85	0.00	0.02000
TORT/LIABILITY INS	60,000	9,915.79	1,856.62	3,366.45	1,646.87	2,933.30	112.55	0.00	0.05510
SOCIAL SECURITY	75,000	12,395.64	2,320.95	4,208.35	2,058.74	3,666.90	140.70	0.00	0.06888
BONDS AND INTEREST	225,771	37,309.30	6,985.75	12,666.62	6,196.55	11,036.90	423.48	0.00	0.20732
	3,335,571	529,555.57	99,153.40	179,785.84	87,951.68	156,653.97	6,010.68	0.00	2.94263

State of Illinois }
County of Grundy }

COPY

I, Lana J. Phillips, County Clerk in and for the County of Grundy, do hereby
CERTIFY that the foregoing is a true and complete copy of the VALUATIONS, RATES, and EXTENSIONS for the
above named taxing district for the TAXABLE year 2010.

Given under my hand and the official seal of my office at Morris, Illinois 60450 on May 25, 2011


Lana J. Phillips, Grundy County Clerk



Tax Rate Extension Report - Tax Year 2010

5/20/2011

9:53:24AM

Grundy County

Description	Rate	% Total	Max Rate	Levied Amt.	Taxable Amt	Overlap Amt	Extension
G232 DWIGHT GRADE 232							
EDUCATION	2.18000	71.14	2.38000	2,485,200	17,995,996	90,904,250	392,312.71
OPERATIONS & MAINT	0.25000	9.46	0.25000	285,000	17,995,996	90,904,250	44,989.99
I.M.R.F	0.04133	1.56	0.00000	45,000	17,995,996	90,904,250	7,437.75
TRANSPORTATION	0.12000	4.54	0.12000	136,800	17,995,996	90,904,250	21,595.19
WORKING CASH	0.00000	0.00	0.05000	0	17,995,996	90,904,250	0.00
FIRE PREVENT/SAFETY	0.00000	0.00	0.05000	0	17,995,996	90,904,250	0.00
SPECIAL EDUCATION	0.02000	0.76	0.02000	22,800	17,995,996	90,904,250	3,599.20
TORT/LIABILITY INS	0.05510	2.09	0.00000	60,000	17,995,996	90,904,250	9,915.79
SOCIAL SECURITY	0.06888	2.61	0.00000	75,000	17,995,996	90,904,250	12,395.64
BONDS AND INTEREST	0.20732	7.85	0.00000	225,771	17,995,996	90,904,250	37,309.30
	2.94263			\$3,335,571			529,555.57

State of Illinois }
County of Grundy }


COPY

I, Lana J. Phillips, County Clerk in and for the County of Grundy, do hereby
CERTIFY that the foregoing is a true and complete copy of the VALUATIONS, RATES, and EXTENSIONS for the
above named taxing district for the TAXABLE year 2010.

Given under my hand and the official seal of my office at Morris, Illinois 60450 on May 25, 2011

Lana J. Phillips

Lana J. Phillips, Grundy County Clerk



* This year extension is more than 5% and no public hearing date has been held for the district

** This year's rate is more than +/- 10% compared to last year's rate.

5/20/2011
9:48:25AM

Tax District Sheet - Tax Year 2010

Grundy County

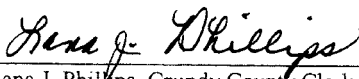
Description	Levy	Total	Residential	Farm	Commercial	Industrial	Rail Road	Mineral	Rate
H018 NEWARK HIGH 18		4,733,160	2,004,340	2,728,820	0	0	0	0	
EDUCATION	1,877,929	79,043.78	33,472.48	45,571.30	0.00	0.00	0.00	0.00	1.67000
OPERATIONS & MAINT	281,127	11,832.90	5,010.85	6,822.05	0.00	0.00	0.00	0.00	0.25000
I.M.R.F	5,000	222.46	94.20	128.26	0.00	0.00	0.00	0.00	0.00470
TRANSPORTATION	134,941	5,679.79	2,405.21	3,274.58	0.00	0.00	0.00	0.00	0.12000
WORKING CASH	56,225	2,366.58	1,002.17	1,364.41	0.00	0.00	0.00	0.00	0.05000
SPECIAL EDUCATION	22,490	946.63	400.87	545.76	0.00	0.00	0.00	0.00	0.02000
TORT/LIABILITY INS	210,000	9,329.06	3,950.55	5,378.51	0.00	0.00	0.00	0.00	0.19710
SOCIAL SECURITY	5,000	222.46	94.20	128.26	0.00	0.00	0.00	0.00	0.00470
LEASE PBC	56,225	2,366.58	1,002.17	1,364.41	0.00	0.00	0.00	0.00	0.05000
FIRE PREVENT/SAFETY	0	0.00	0.00	0.00	0.00	0.00	0.00	0.00	0.00000
BONDS AND INTEREST	0	0.00	0.00	0.00	0.00	0.00	0.00	0.00	0.00000
	2,648,937	112,010.24	47,432.70	64,577.54	0.00	0.00	0.00	0.00	2.36650


COPY

State of Illinois }
County of Grundy }

I, Lana J. Phillips, County Clerk in and for the County of Grundy, do hereby
CERTIFY that the foregoing is a true and complete copy of the VALUATIONS, RATES, and EXTENSIONS for the
above named taxing district for the TAXABLE year 2010.

Given under my hand and the official seal of my office at Morris, Illinois 60450 on May 25, 2011


Lana J. Phillips, Grundy County Clerk



5/20/2011
9:53:24AM

Tax Rate Extension Report - Tax Year 2010


Grundy County


Description	Rate	% Total	Max Rate	Levied Amt.	Taxable Amt	Overlap Amt	Extension
H018 NEWARK HIGH 18							
EDUCATION	1.67000	70.57	1.67000	1,877,929	4,733,160	101,816,312	79,043.78
OPERATIONS & MAINT	0.25000	10.56	0.25000	281,127	4,733,160	101,816,312	11,832.90
I.M.R.F	0.00470	0.20	0.00000	5,000	4,733,160	101,816,312	222.46
TRANSPORTATION	0.12000	5.07	0.12000	134,941	4,733,160	101,816,312	5,679.79
WORKING CASH	0.05000	2.11	0.05000	56,225	4,733,160	101,816,312	2,366.58
SPECIAL EDUCATION	0.02000	0.85	0.02000	22,490	4,733,160	101,816,312	946.63
TORT/LIABILITY INS	0.19710	8.33	0.00000	210,000	4,733,160	101,816,312	9,329.06
SOCIAL SECURITY	0.00470	0.20	0.00000	5,000	4,733,160	101,816,312	222.46
LEASE PBC	0.05000	2.11	0.05000	56,225	4,733,160	101,816,312	2,366.58
FIRE PREVENT/SAFETY	0.00000	0.00	0.05000	0	4,733,160	101,816,312	0.00
BONDS AND INTEREST	0.00000	0.00	0.00000	0	4,733,160	101,816,312	0.00
	2.36650			\$2,648,937			112,010.24

State of Illinois }
County of Grundy }

COPY

I, Lana J. Phillips, County Clerk in and for the County of Grundy, do hereby
CERTIFY that the foregoing is a true and complete copy of the VALUATIONS, RATES, and EXTENSIONS for the
above named taxing district for the TAXABLE year 2010.
Given under my hand and the official seal of my office at Morris, Illinois 60450 on May 25, 2011


Lana J. Phillips, Grundy County Clerk



* This year extension is more than 5% and no public hearing date has been held for the district
** This year's rate is more than +/- 10% compared to last year's rate.

Tax District Sheet - Tax Year 2010

Grundy County

5/20/2011

9:48:25AM

Description	Levy	Total	Residential	Farm	Commercial	Industrial	Rail Road	Mineral	Rate
H073 GSW HIGH 73		58,918,163	44,823,750	8,691,391	4,110,454	406,917	884,421	1,230	
EDUCATION	786,900	718,801.57	546,849.72	106,034.97	50,147.54	4,964.39	10,789.94	15.01	1.22000
BONDS AND INTEREST	195,653	194,023.39	147,609.07	28,621.62	13,536.14	1,340.02	2,912.49	4.05	0.32931
OPERATIONS & MAINT	161,250	147,295.40	112,059.38	21,728.48	10,276.13	1,017.29	2,211.05	3.07	0.25000
I.M.R.F	35,991	35,663.16	27,131.81	5,260.90	2,488.06	246.31	535.34	0.74	0.06053
TRANSPORTATION	77,400	70,701.79	53,788.49	10,429.67	4,932.54	488.30	1,061.31	1.48	0.12000
WORKING CASH	32,250	29,459.08	22,411.87	4,345.70	2,055.23	203.46	442.21	0.61	0.05000
SPECIAL EDUCATION	12,900	11,783.63	8,964.75	1,738.28	822.09	81.38	176.88	0.25	0.02000
TORT/LIABILITY INS	148,156	146,918.32	111,772.49	21,672.85	10,249.83	1,014.69	2,205.39	3.07	0.24936
SOCIAL SECURITY	35,991	35,663.16	27,131.81	5,260.90	2,488.06	246.31	535.34	0.74	0.06053
LEASE PBC	32,250	29,459.08	22,411.87	4,345.70	2,055.23	203.46	442.21	0.61	0.05000
FIRE PREVENT/SAFETY	32,250	29,459.08	22,411.87	4,345.70	2,055.23	203.46	442.21	0.61	0.05000
PRIOR YEAR ADJUSTMENT	-9,804	-9,803.98	-7,458.67	-1,446.25	-683.98	-67.71	-147.17	-0.20	-0.01664
	1,541,187	1,439,423.68	1,095,084.46	212,338.52	100,422.10	9,941.36	21,607.20	30.04	2.44309

COPY


State of Illinois }
County of Grundy }

I, Lana J. Phillips, County Clerk in and for the County of Grundy, do hereby
CERTIFY that the foregoing is a true and complete copy of the VALUATIONS, RATES, and EXTENSIONS for the
above named taxing district for the TAXABLE year 2010.

Given under my hand and the official seal of my office at Morris, Illinois 60450 on May 25, 2011

Lana J. Phillips

Lana J. Phillips, Grundy County Clerk



Tax Rate Extension Report - Tax Year 2010

5/20/2011

9:53:24AM

Grundy County


Description	Rate	% Total	Max Rate	Levied Amt.	Taxable Amt	Overlap Amt	Extension
H073 GSW HIGH 73							
EDUCATION	1.22000	49.93	1.22000	786,900	58,918,163	495,478	718,801.57
BONDS AND INTEREST	0.32931	13.48	0.00000	195,653	58,918,163	495,478	194,023.39
OPERATIONS & MAINT	0.25000	10.23	0.25000	161,250	58,918,163	495,478	147,295.40
I.M.R.F	0.06053	2.48	0.00000	35,991	58,918,163	495,478	35,663.16
TRANSPORTATION	0.12000	4.91	0.12000	77,400	58,918,163	495,478	70,701.79
WORKING CASH	0.05000	2.05	0.05000	32,250	58,918,163	495,478	29,459.08
SPECIAL EDUCATION	0.02000	0.82	0.02000	12,900	58,918,163	495,478	11,783.63
TORT/LIABILITY INS	0.24936	10.21	0.00000	148,156	58,918,163	495,478	146,918.32
SOCIAL SECURITY	0.06053	2.48	0.00000	35,991	58,918,163	495,478	35,663.16
LEASE PBC	0.05000	2.05	0.05000	32,250	58,918,163	495,478	29,459.08
FIRE PREVENT/SAFETY	0.05000	2.05	0.05000	32,250	58,918,163	495,478	29,459.08
PRIOR YEAR ADJUSTMENT	-0.01664	-0.68	0.00000	-9,804	58,918,163	495,478	-9,803.98
	2.44309			\$1,541,187			1,439,423.68

State of Illinois }
County of Grundy }

COPY

I, Lana J. Phillips, County Clerk in and for the County of Grundy, do hereby
CERTIFY that the foregoing is a true and complete copy of the VALUATIONS, RATES, and EXTENSIONS for the
above named taxing district for the TAXABLE year 2010.
Given under my hand and the official seal of my office at Morris, Illinois 60450 on May 25, 2011

Lana J. Phillips
Lana J. Phillips, Grundy County Clerk



* This year extension is more than 5% and no public hearing date has been held for the district
** This year's rate is more than +/- 10% compared to last year's rate.

5/20/2011
9:48:25AM

Tax District Sheet - Tax Year 2010

Grundy County

Description	Levy	Total	Residential	Farm	Commercial	Industrial	Rail Road	Mineral	Rate
H101 MORRIS HIGH 101		452,964,519	325,283,354	22,727,568	65,172,559	39,283,885	497,153	0	
EDUCATION	4,479,388	4,148,889.69	2,979,405.00	208,171.21	596,942.47	359,817.38	4,553.63	0.00	0.92000
OPERATIONS & MAINT	1,217,225	1,127,415.68	809,620.93	56,568.26	162,212.63	97,776.46	1,237.40	0.00	0.25000
I.M.R.F	136,329	135,695.75	97,445.98	6,808.56	19,523.91	11,768.37	148.93	0.00	0.03009
TRANSPORTATION	584,268	541,159.52	388,618.04	27,152.77	77,862.06	46,932.70	593.95	0.00	0.12000
WORKING CASH	243,445	225,483.14	161,924.19	11,313.65	32,442.53	19,555.29	247.48	0.00	0.05000
FIRE PREVENT/SAFETY	194,756	193,870.40	139,222.42	9,727.48	27,894.08	16,813.64	212.78	0.00	0.04299
SPECIAL EDUCATION	97,378	90,193.25	64,769.67	4,525.46	12,977.01	7,822.12	98.99	0.00	0.02000
TORT/LIABILITY INS	292,134	290,783.05	208,817.43	14,590.09	41,837.88	25,218.50	319.15	0.00	0.06448
SOCIAL SECURITY	97,378	96,957.75	69,627.39	4,864.87	13,950.29	8,408.78	106.42	0.00	0.02150
LEASE PBC	48,689	48,478.87	34,813.69	2,432.44	6,975.14	4,204.39	53.21	0.00	0.01075
BONDS AND INTEREST	1,523,650	1,516,464.28	1,089,004.92	76,088.84	218,188.96	131,517.16	1,664.40	0.00	0.33627
PRIOR YEAR ADJUSTMENT	-35,130	-34,949.89	-25,098.25	-1,753.62	-5,028.59	-3,031.07	-38.36	0.00	-0.00775
	8,879,510	8,380,441.49	6,018,171.41	420,490.01	1,205,778.37	726,803.72	9,197.98	0.00	1.85833


State of Illinois }
County of Grundy }

COPY

I, Lana J. Phillips, County Clerk in and for the County of Grundy, do hereby
CERTIFY that the foregoing is a true and complete copy of the VALUATIONS, RATES, and EXTENSIONS for the
above named taxing district for the TAXABLE year 2010.

Given under my hand and the official seal of my office at Morris, Illinois 60450 on May 25, 2011

Lana J. Phillips
Lana J. Phillips, Grundy County Clerk



5/20/2011
9:53:24AM

Tax Rate Extension Report - Tax Year 2010

Grundy County


Description	Rate	% Total	Max Rate	Levied Amt.	Taxable Amt	Overlap Amt	Extension
H101 MORRIS HIGH 101							
EDUCATION	0.92000	49.51	0.92000	4,479,388	452,964,519	146,359	4,148,889.69
OPERATIONS & MAINT	0.25000	13.45	0.25000	1,217,225	452,964,519	146,359	1,127,415.68
I.M.R.F	0.03009	1.62	0.00000	136,329	452,964,519	146,359	135,695.75
TRANSPORTATION	0.12000	6.46	0.12000	584,268	452,964,519	146,359	541,159.52
WORKING CASH	0.05000	2.69	0.05000	243,445	452,964,519	146,359	225,483.14
FIRE PREVENT/SAFETY	0.04299	2.31	0.05000	194,756	452,964,519	146,359	193,870.40
SPECIAL EDUCATION	0.02000	1.08	0.02000	97,378	452,964,519	146,359	90,193.25
TORT/LIABILITY INS	0.06448	3.47	0.00000	292,134	452,964,519	146,359	290,783.05
SOCIAL SECURITY	0.02150	1.16	0.00000	97,378	452,964,519	146,359	96,957.75
LEASE PBC	0.01075	0.58	0.05000	48,689	452,964,519	146,359	48,478.87
BONDS AND INTEREST	0.33627	18.10	0.00000	1,523,650	452,964,519	146,359	1,516,464.28
PRIOR YEAR ADJUSTMENT	-0.00775	-0.42	0.00000	-35,130	452,964,519	146,359	-35,104.75
	1.85833			\$8,879,510			8,380,286.63

State of Illinois }
County of Grundy }

I, Lana J. Phillips, County Clerk in and for the County of Grundy, do hereby
CERTIFY that the foregoing is a true and complete copy of the VALUATIONS, RATES, and EXTENSIONS for the
above named taxing district for the TAXABLE year 2010.
Given under my hand and the official seal of my office at Morris, Illinois 60450 on May 25, 2011

Lana J. Phillips
Lana J. Phillips, Grundy County Clerk

COPY



* This year extension is more than 5% and no public hearing date has been held for the district
** This year's rate is more than +/- 10% compared to last year's rate.

5/20/2011
9:48:35AM

Tax District Sheet - Tax Year 2010


Grundy County

Description	Levy	Total	Residential	Farm	Commercial	Industrial	Rail Road	Mineral	Rate
H111 MINOOKA HIGH 111		465,283,665	245,073,935	3,371,011	29,336,488	186,312,163	1,190,068	0	
EDUCATION		5,653,908.52	2,978,023.33	40,962.94	356,483.22	2,263,977.88	14,461.15	0.00	1.22000
BONDS AND INTEREST	5,943,330	2,135,972.49	1,125,058.16	15,475.26	134,674.69	855,301.15	5,463.23	0.00	0.46090
OPERATIONS & MAINT	3,050,000	1,096,163.10	577,370.39	7,941.77	69,113.91	438,933.35	2,803.68	0.00	0.23653
I.M.R.F	350,000	125,822.64	66,273.23	911.59	7,933.21	50,382.79	321.82	0.00	0.02715
TRANSPORTATION	1,275,000	458,244.65	241,366.36	3,320.01	28,892.67	183,493.55	1,172.06	0.00	0.09888
SPECIAL EDUCATION	270,000	92,687.02	48,820.05	671.52	5,843.99	37,114.39	237.07	0.00	0.02000
TORT/LIABILITY INS	775,000	278,524.51	146,704.26	2,017.93	17,561.18	111,528.75	712.39	0.00	0.06010
SOCIAL SECURITY	385,000	138,381.73	72,888.35	1,002.58	8,725.07	55,411.79	353.94	0.00	0.02986
LEASE PBC	670,000	231,717.56	122,050.13	1,678.81	14,609.97	92,785.98	592.67	0.00	0.05000
WORKING CASH	670,000	231,717.56	122,050.13	1,678.81	14,609.97	92,785.98	592.67	0.00	0.05000
FIRE PREVENT/SAFETY	670,000	231,717.56	122,050.13	1,678.81	14,609.97	92,785.98	592.67	0.00	0.05000
PRIOR YEAR ADJUSTMENT	-475	-463.44	-244.10	-3.36	-29.22	-185.57	-1.19	0.00	-0.00010
	30,257,855	10,674,393.90	5,622,410.42	77,336.67	673,028.63	4,274,316.02	27,302.16	0.00	2.30332


State of Illinois }
County of Grundy }

I, Lana J. Phillips, County Clerk in and for the County of Grundy, do hereby
CERTIFY that the foregoing is a true and complete copy of the VALUATIONS, RATES, and EXTENSIONS for the
above named taxing district for the TAXABLE year 2010.

Given under my hand and the official seal of my office at Morris, Illinois 60450 on May 25, 2011


Lana J. Phillips, Grundy County Clerk

COPY



5/20/2011
9:53:24AM

Tax Rate Extension Report - Tax Year 2010

Grundy County


Description	Rate	% Total	Max Rate	Levied Amt.	Taxable Amt	Overlap Amt	Extension
H111 MINOOKA HIGH 111							
EDUCATION	1.22000	52.97	1.22000	16,200,000	465,283,665	824,246,080	5,653,908.52
BONDS AND INTEREST	0.46090	20.01	0.00000	5,943,330	465,283,665	824,246,080	2,135,972.49
OPERATIONS & MAINT	0.23653	10.27	0.25000	3,050,000	465,283,665	824,246,080	1,096,163.10
I.M.R.F	0.02715	1.18	0.00000	350,000	465,283,665	824,246,080	125,822.64
TRANSPORTATION	0.09888	4.29	0.12000	1,275,000	465,283,665	824,246,080	458,244.65
SPECIAL EDUCATION	0.02000	0.87	0.02000	270,000	465,283,665	824,246,080	92,687.02
TORT/LIABILITY INS	0.06010	2.61	0.00000	775,000	465,283,665	824,246,080	278,524.51
SOCIAL SECURITY	0.02986	1.30	0.00000	385,000	465,283,665	824,246,080	138,381.73
LEASE PBC	0.05000	2.17	0.05000	670,000	465,283,665	824,246,080	231,717.56
WORKING CASH	0.05000	2.17	0.05000	670,000	465,283,665	824,246,080	231,717.56
FIRE PREVENT/SAFETY	0.05000	2.17	0.05000	670,000	465,283,665	824,246,080	231,717.56
PRIOR YEAR ADJUSTMENT	-0.00010	0.00	0.00000	-475	465,283,665	824,246,080	-465.28
	2.30332			\$30,257,855			10,674,392.06

State of Illinois }
County of Grundy }

COPY

I, Lana J. Phillips, County Clerk in and for the County of Grundy, do hereby
CERTIFY that the foregoing is a true and complete copy of the VALUATIONS, RATES, and EXTENSIONS for the
above named taxing district for the TAXABLE year 2010.
Given under my hand and the official seal of my office at Morris, Illinois 60450 on May 25, 2011

Lana J. Phillips
Lana J. Phillips, Grundy County Clerk



* This year extension is more than 5% and no public hearing date has been held for the district
** This year's rate is more than +/- 10% compared to last year's rate.

5/20/2011
9:48:25AM

Tax District Sheet - Tax Year 2010

Grundy County

Description	Levy	Total	Residential	Farm	Commercial	Industrial	Rail Road	Mineral	Rate
H160 SENECA HIGH 160		90,124,190	44,885,758	31,377,329	5,389,319	6,375,558	2,096,226	0	
EDUCATION	7,032,434	829,142.54	412,948.98	288,671.42	49,581.73	58,655.13	19,285.28	0.00	0.92000
OPERATIONS & MAINT	1,910,988	225,310.48	112,214.39	78,443.32	13,473.30	15,938.90	5,240.57	0.00	0.25000
I.M.R.F	50,569	6,290.67	3,133.03	2,190.14	376.17	445.01	146.32	0.00	0.00698
TRANSPORTATION	917,274	108,149.03	53,862.91	37,652.80	6,467.18	7,650.67	2,515.47	0.00	0.12000
WORKING CASH	382,198	45,062.10	22,442.88	15,688.67	2,694.66	3,187.78	1,048.11	0.00	0.05000
FIRE PREVENT/SAFETY	382,198	45,062.10	22,442.88	15,688.67	2,694.66	3,187.78	1,048.11	0.00	0.05000
SPECIAL EDUCATION	152,879	18,024.84	8,977.15	6,275.47	1,077.86	1,275.11	419.25	0.00	0.02000
TORT/LIABILITY INS	145,000	18,033.85	8,981.65	6,278.60	1,078.40	1,275.75	419.45	0.00	0.02001
SOCIAL SECURITY	50,569	6,290.67	3,133.03	2,190.14	376.17	445.01	146.32	0.00	0.00698
LEASE PBC	382,198	45,062.10	22,442.88	15,688.67	2,694.66	3,187.78	1,048.11	0.00	0.05000
BONDS AND INTEREST	2,022,850	251,464.52	125,240.24	87,549.03	15,037.28	17,789.08	5,848.89	0.00	0.27902
PRIOR YEAR ADJUSTMENT	-32	-27.04	-13.47	-9.41	-1.62	-1.91	-0.63	0.00	-0.00003
	13,429,125	1,597,865.86	795,806.55	556,307.52	95,550.45	113,036.09	37,165.25	0.00	1.77296

COPY


State of Illinois }
County of Grundy }

I, Lana J. Phillips, County Clerk in and for the County of Grundy, do hereby
CERTIFY that the foregoing is a true and complete copy of the VALUATIONS, RATES, and EXTENSIONS for the
above named taxing district for the TAXABLE year 2010.

Given under my hand and the official seal of my office at Morris, Illinois 60450 on May 25, 2011

Lana J. Phillips

Lana J. Phillips, Grundy County Clerk



5/20/2011
9:53:24AM


Tax Rate Extension Report - Tax Year 2010


Grundy County

Description	Rate	% Total	Max Rate	Levied Amt.	Taxable Amt	Overlap Amt	Extension
H160 SENECA HIGH 160							
EDUCATION	0.92000	51.89	0.92000	7,032,434	90,124,190	634,869,776	829,142.54
OPERATIONS & MAINT	0.25000	14.10	0.25000	1,910,988	90,124,190	634,869,776	225,310.48
I.M.R.F	0.00698	0.39	0.00000	50,569	90,124,190	634,869,776	6,290.67
TRANSPORTATION	0.12000	6.77	0.12000	917,274	90,124,190	634,869,776	108,149.03
WORKING CASH	0.05000	2.82	0.05000	382,198	90,124,190	634,869,776	45,062.10
FIRE PREVENT/SAFETY	0.05000	2.82	0.05000	382,198	90,124,190	634,869,776	45,062.10
SPECIAL EDUCATION	0.02000	1.13	0.02000	152,879	90,124,190	634,869,776	18,024.84
TORT/LIABILITY INS	0.02001	1.13	0.00000	145,000	90,124,190	634,869,776	18,033.85
SOCIAL SECURITY	0.00698	0.39	0.00000	50,569	90,124,190	634,869,776	6,290.67
LEASE PBC	0.05000	2.82	0.05000	382,198	90,124,190	634,869,776	45,062.10
BONDS AND INTEREST	0.27902	15.74	0.00000	2,022,850	90,124,190	634,869,776	251,464.52
PRIOR YEAR ADJUSTMENT	-0.00003	0.00	0.00000	-32	90,124,190	634,869,776	-27.04
	1.77296			\$13,429,125			1,597,865.86

State of Illinois }
County of Grundy }

I, Lana J. Phillips, County Clerk in and for the County of Grundy, do hereby
CERTIFY that the foregoing is a true and complete copy of the VALUATIONS, RATES, and EXTENSIONS for the
above named taxing district for the TAXABLE year 2010.
Given under my hand and the official seal of my office at Morris, Illinois 60450 on May 25, 2011


Lana J. Phillips, Grundy County Clerk



* This year extension is more than 5% and no public hearing date has been held for the district
** This year's rate is more than +/- 10% compared to last year's rate.

COPY

5/20/2011
9:48:25AM

Tax District Sheet - Tax Year 2010

Grundy County

Description	Levy	Total	Residential	Farm	Commercial	Industrial	Rail Road	Mineral	Rate
H230 DWIGHT TWP HIGH230		18,100,766	3,369,550	6,214,470	2,988,880	5,323,604	204,262	0	
EDUCATION	2,532,985	355,394.05	66,158.42	122,016.14	58,684.27	104,524.70	4,010.52	0.00	1.96342
OPERATIONS & MAINT	571,900	77,833.29	14,489.06	26,722.22	12,852.18	22,891.50	878.33	0.00	0.43000
I.M.R.F	48,562	6,814.94	1,268.64	2,339.75	1,125.31	2,004.34	76.90	0.00	0.03765
TRANSPORTATION	159,600	21,720.92	4,043.46	7,457.36	3,586.66	6,388.33	245.11	0.00	0.12000
WORKING CASH	0	0.00	0.00	0.00	0.00	0.00	0.00	0.00	0.00000
FIRE PREVENT/SAFETY	0	0.00	0.00	0.00	0.00	0.00	0.00	0.00	0.00000
SPECIAL EDUCATION	26,600	3,620.15	673.91	1,242.89	597.78	1,064.72	40.85	0.00	0.02000
TORT/LIABILITY INS	76,000	10,664.97	1,985.34	3,661.56	1,761.05	3,136.67	120.35	0.00	0.05892
SOCIAL SECURITY	53,230	7,470.19	1,390.61	2,564.72	1,233.51	2,197.05	84.30	0.00	0.04127
BONDS AND INTEREST	198,778	27,891.47	5,192.14	9,575.87	4,605.57	8,203.14	314.75	0.00	0.15409
	3,667,655	511,409.98	95,201.58	175,580.51	84,446.33	150,410.45	5,771.11	0.00	2.82535

State of Illinois }
County of Grundy }


COPY

I, Lana J. Phillips, County Clerk in and for the County of Grundy, do hereby
CERTIFY that the foregoing is a true and complete copy of the VALUATIONS, RATES, and EXTENSIONS for the
above named taxing district for the TAXABLE year 2010.

Given under my hand and the official seal of my office at Morris, Illinois 60450 on May 25, 2011

Lana J. Phillips

Lana J. Phillips, Grundy County Clerk



Tax Rate Extension Report - Tax Year 2010

5/20/2011

9:53:24AM

Grundy County

Description	Rate	% Total	Max Rate	Levied Amt.	Taxable Amt	Overlap Amt	Extension
H230 DWIGHT TWP HIGH 230							
EDUCATION	1.96342	69.49	2.29000	2,532,985	18,100,766	110,908,526	355,394.05
OPERATIONS & MAINT	0.43000	15.22	0.43000	571,900	18,100,766	110,908,526	77,833.29
I.M.R.F	0.03765	1.33	0.00000	48,562	18,100,766	110,908,526	6,814.94
TRANSPORTATION	0.12000	4.25	0.12000	159,600	18,100,766	110,908,526	21,720.92
WORKING CASH	0.00000	0.00	0.05000	0	18,100,766	110,908,526	0.00
FIRE PREVENT/SAFETY	0.00000	0.00	0.05000	0	18,100,766	110,908,526	0.00
SPECIAL EDUCATION	0.02000	0.71	0.02000	26,600	18,100,766	110,908,526	3,620.15
TORT/LIABILITY INS	0.05892	2.09	0.00000	76,000	18,100,766	110,908,526	10,664.97
SOCIAL SECURITY	0.04127	1.46	0.00000	53,230	18,100,766	110,908,526	7,470.19
BONDS AND INTEREST	0.15409	5.45	0.00000	198,778	18,100,766	110,908,526	27,891.47
	2.82535			\$3,667,655			511,409.98


State of Illinois }
County of Grundy }

COPY

I, Lana J. Phillips, County Clerk in and for the County of Grundy, do hereby CERTIFY that the foregoing is a true and complete copy of the VALUATIONS, RATES, and EXTENSIONS for the above named taxing district for the TAXABLE year 2010.

Given under my hand and the official seal of my office at Morris, Illinois 60450 on May 25, 2011.

Lana J. Phillips
Lana J. Phillips, Grundy County Clerk



* This year extension is more than 5% and no public hearing date has been held for the district
** This year's rate is more than +/- 10% compared to last year's rate.

5/23/2011
2:10:23PM

Tax District Sheet - Tax Year 2010

Grundy County

Description	Levy	Total	Residential	Farm	Commercial	Industrial	Rail Road	Mineral	Rate
LYCC COAL CITY LIBRARY		795,015,222	250,738,121	10,786,123	22,790,160	508,665,103	2,028,865	6,850	
CORPORATE	1,155,633	1,138,541.67	359,082.18	15,446.81	32,637.80	728,459.53	2,905.54	9.81	0.14321
I.M.R.F	75,000	75,049.46	23,669.69	1,018.21	2,151.39	48,018.00	191.52	0.65	0.00944
TORT/LIABILITY INS	18,000	18,046.85	5,691.76	244.85	517.34	11,546.68	46.06	0.16	0.00227
SOCIAL SECURITY	60,000	60,023.67	18,930.73	814.35	1,720.66	38,404.23	153.18	0.52	0.00755
AUDIT	1,800	1,828.54	576.70	24.81	52.42	1,169.92	4.67	0.02	0.00023
UNEMPLOYMENT INS	500	556.51	175.52	7.55	15.95	356.07	1.42	0.00	0.00007
PRIOR YEAR ADJUSTMENT	-53	0.00	0.00	0.00	0.00	0.00	0.00	0.00	0.00000
	1,310,880	1,294,046.70	408,126.58	17,556.58	37,095.56	827,954.43	3,302.39	11.16	0.16277

State of Illinois }
County of Grundy }

COPY

I, Lana J. Phillips, County Clerk in and for the County of Grundy, do hereby
CERTIFY that the foregoing is a true and complete copy of the VALUATIONS, RATES, and EXTENSIONS for the
above named taxing district for the TAXABLE year 2010.

Given under my hand and the official seal of my office at Morris, Illinois 60450 on May 25, 2011

Lana J. Phillips

Lana J. Phillips, Grundy County Clerk



Tax Rate Extension Report - Tax Year 2010

5/23/2011

2:11:13PM

Grundy County

Description	Rate	% Total	Max Rate	Levied Amt.	Taxable Amt	Overlap Amt	Extension
LYCC COAL CITY LIBRARY							
CORPORATE	0.14321	88.14		1,155,633	795,015,222	0	1,138,541.67
I.M.R.F	0.00944	5.72		75,000	795,015,222	0	75,049.46
TORT/LIABILITY INS	0.00227	1.38		18,000	795,015,222	0	18,046.85
SOCIAL SECURITY	0.00755	4.58		60,000	795,015,222	0	60,023.67
AUDIT	0.00023	0.14		1,800	795,015,222	0	1,828.54
UNEMPLOYMENT INS	0.00007	0.04		500	795,015,222	0	556.51
PRIOR YEAR ADJUSTMENT	0.00000	0.00		-53	795,015,222	0	0.00
	0.16277			\$1,310,880			1,294,046.70


State of Illinois }
County of Grundy }

I, Lana J. Phillips, County Clerk in and for the County of Grundy, do hereby CERTIFY that the foregoing is a true and complete copy of the VALUATIONS, RATES, and EXTENSIONS for the above named taxing district for the TAXABLE year 2010.

Given under my hand and the official seal of my office at Morris, Illinois 60450 on May 25, 2011

Lana J. Phillips
Lana J. Phillips, Grundy County Clerk

COPY



* This year extension is more than 5% and no public hearing date has been held for the district.

** This year's rate is more than +/- 10% compared to last year's rate.

5/20/2011
9:48:25AM

Tax District Sheet - Tax Year 2010

Grundy County


Description	Levy	Total	Residential	Farm	Commercial	Industrial	Rail Road	Mineral	Rate
LYFR FOSSIL RIDGE LIBRARY		52,031,866	41,854,980	5,395,631	3,545,054	405,737	829,234	1,230	
CORPORATE	675,000	53,967.50	43,412.03	5,596.35	3,676.93	420.83	860.08	1.28	0.10372
PRIOR YEAR ADJUSTMENT	-388	-385.04	-309.73	-39.93	-26.23	-3.00	-6.14	-0.01	-0.00074
	674,612	53,582.46	43,102.30	5,556.42	3,650.70	417.83	853.94	1.27	0.10298


State of Illinois }
County of Grundy }

COPY

I, Lana J. Phillips, County Clerk in and for the County of Grundy, do hereby
CERTIFY that the foregoing is a true and complete copy of the VALUATIONS, RATES, and EXTENSIONS for the
above named taxing district for the TAXABLE year 2010.

Given under my hand and the official seal of my office at Morris, Illinois 60450 on May 25, 2011


Lana J. Phillips, Grundy County Clerk



Tax Rate Extension Report - Tax Year 2010

5/20/2011

9:53:24AM

Grundy County


Description	Rate	% Total	Max Rate	Levied Amt.	Taxable Amt	Overlap Amt	Extension
LYFR FOSSIL RIDGE LIBRARY							
CORPORATE	0.10372	100.00	0.15000	675,000	52,031,866	608,425,384	53,967.50
PRIOR YEAR ADJUSTMENT	-0.00074	0.00	0.00000	-388	52,031,866	608,425,384	-385.04
	0.10298			\$674,612			53,582.46

State of Illinois }
County of Grundy }

I, Lana J. Phillips, County Clerk in and for the County of Grundy, do hereby
CERTIFY that the foregoing is a true and complete copy of the VALUATIONS, RATES, and EXTENSIONS for the
above named taxing district for the TAXABLE year 2010.
Given under my hand and the official seal of my office at Morris, Illinois 60450 on May 25, 2011

Lana J. Phillips
Lana J. Phillips, Grundy County Clerk

COPY



* This year extension is more than 5% and no public hearing date has been held for the district
** This year's rate is more than +/- 10% compared to last year's rate.

5/20/2011
9:48:25AM

Tax District Sheet - Tax Year 2010

Grundy County

Description	Levy	Total	Residential	Farm	Commercial	Industrial	Rail Road	Mineral	Rate
LYMO MORRIS AREA LIBRARY		461,348,119	329,542,037	27,342,198	64,861,309	39,100,845	501,730	0	
CORPORATE	632,950	630,228.45	450,173.65	37,351.04	88,604.33	53,414.04	685.39	0.00	0.13720
I.M.R.F	43,000	42,857.37	30,613.12	2,539.98	6,025.35	3,632.31	46.61	0.00	0.00933
AUDIT	1,000	1,010.57	721.85	59.89	142.08	85.65	1.10	0.00	0.00022
TORT/LIABILITY INS	2,200	2,204.88	1,574.95	130.67	309.99	186.87	2.40	0.00	0.00048
SOCIAL SECURITY	24,000	23,932.14	17,094.78	1,418.36	3,364.64	2,028.33	26.03	0.00	0.00521
WORKMAN'S COMP	1,500	1,515.86	1,082.78	89.84	213.12	128.47	1.65	0.00	0.00033
PRIOR YEAR ADJUSTMENT	-2,855	-2,802.04	-2,001.50	-166.07	-393.94	-237.48	-3.05	0.00	-0.00061
	701,795	698,947.23	499,259.63	41,423.71	98,265.57	59,238.19	760.13	0.00	0.15216

State of Illinois }
County of Grundy }


COPY

I, Lana J. Phillips, County Clerk in and for the County of Grundy, do hereby
CERTIFY that the foregoing is a true and complete copy of the VALUATIONS, RATES, and EXTENSIONS for the
above named taxing district for the TAXABLE year 2010.

Given under my hand and the official seal of my office at Morris, Illinois 60450 on May 25, 2011

Lana J. Phillips

Lana J. Phillips, Grundy County Clerk



5/20/2011
9:53:24AM

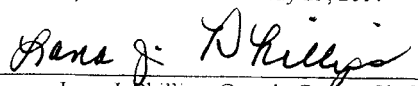
Tax Rate Extension Report - Tax Year 2010

Grundy County


Description	Rate	% Total	Max Rate	Levied Amt.	Taxable Amt	Overlap Amt	Extension
LYMO MORRIS AREA LIBRARY							
CORPORATE	0.13720	90.17	0.15000	632,950	461,348,119	0	630,228.45
I.M.R.F	0.00933	6.13	0.00000	43,000	461,348,119	0	42,857.37
AUDIT	0.00022	0.14	0.00500	1,000	461,348,119	0	1,010.57
TORT/LIABILITY INS	0.00048	0.32	0.00000	2,200	461,348,119	0	2,204.88
SOCIAL SECURITY	0.00521	3.42	0.00000	24,000	461,348,119	0	23,932.14
WORKMAN'S COMP	0.00033	0.22	0.00000	1,500	461,348,119	0	1,515.86
PRIOR YEAR ADJUSTMENT	-0.00061	-0.40	0.00000	-2,855	461,348,119	0	-2,814.22
	0.15216			\$701,795			698,935.05

State of Illinois }
County of Grundy }

I, Lana J. Phillips, County Clerk in and for the County of Grundy, do hereby
CERTIFY that the foregoing is a true and complete copy of the VALUATIONS, RATES, and EXTENSIONS for the
above named taxing district for the TAXABLE year 2010.
Given under my hand and the official seal of my office at Morris, Illinois 60450 on May 25, 2011


Lana J. Phillips, Grundy County Clerk

COPY



* This year extension is more than 5% and no public hearing date has been held for the district
** This year's rate is more than +/- 10% compared to last year's rate.

5/20/2011
9:48:25AM

Tax District Sheet - Tax Year 2010

Grundy County

Description	Levy	Total	Residential	Farm	Commercial	Industrial	Rail Road	Mineral	Rate
LYPC PRAIRIE CREEK LIBRARY		18,100,766	3,369,550	6,214,470	2,988,880	5,323,604	204,262	0	
CORPORATE	154,722	19,856.57	3,696.40	6,817.28	3,278.81	5,840.00	224.08	0.00	0.10970
LIBRARY BUILDING	24,371	3,127.82	582.26	1,073.86	516.48	919.92	35.30	0.00	0.01728
AUDIT	1,913	246.17	45.83	84.51	40.65	72.40	2.78	0.00	0.00136
TORT/LIABILITY INS	21,715	2,787.52	518.91	957.02	460.29	819.84	31.46	0.00	0.01540
I.M.R.F	6,128	787.38	146.57	270.32	130.02	231.58	8.89	0.00	0.00435
SOCIAL SECURITY	7,592	975.63	181.62	334.96	161.10	286.94	11.01	0.00	0.00539
	216,441	27,781.09	5,171.59	9,537.95	4,587.35	8,170.68	313.52	0.00	0.15348

State of Illinois }
County of Grundy }

COPY

I, Lana J. Phillips, County Clerk in and for the County of Grundy, do hereby
CERTIFY that the foregoing is a true and complete copy of the VALUATIONS, RATES, and EXTENSIONS for the
above named taxing district for the TAXABLE year 2010.

Given under my hand and the official seal of my office at Morris, Illinois 60450 on May 25, 2011

Lana J. Phillips

Lana J. Phillips, Grundy County Clerk



Tax Rate Extension Report - Tax Year 2010

5/20/2011

9:53:24AM

Grundy County

Description	Rate	% Total	Max Rate	Levied Amt.	Taxable Amt	Overlap Amt	Extension
LYPC PRAIRIE CREEK LIBRARY							
CORPORATE	0.10970	71.48	0.15000	154,722	18,100,766	122,942,563	19,856.57
LIBRARY BUILDING	0.01728	11.26	0.02000	24,371	18,100,766	122,942,563	3,127.82
AUDIT	0.00136	0.89	0.00500	1,913	18,100,766	122,942,563	246.17
TORT/LIABILITY INS	0.01540	10.03	0.00000	21,715	18,100,766	122,942,563	2,787.52
I.M.R.F	0.00435	2.83	0.00000	6,128	18,100,766	122,942,563	787.38
SOCIAL SECURITY	0.00539	3.51	0.00000	7,592	18,100,766	122,942,563	975.63
	0.15348			\$216,441			27,781.09


State of Illinois }
County of Grundy }

COPY

I, Lana J. Phillips, County Clerk in and for the County of Grundy, do hereby
CERTIFY that the foregoing is a true and complete copy of the VALUATIONS, RATES, and EXTENSIONS for the
above named taxing district for the TAXABLE year 2010.

Given under my hand and the official seal of my office at Morris, Illinois 60450 on May 25, 2011

Lana J. Phillips
Lana J. Phillips, Grundy County Clerk



* This year extension is more than 5% and no public hearing date has been held for the district
** This year's rate is more than +/- 10% compared to last year's rate.

5/20/2011
9:48:25AM

Tax District Sheet - Tax Year 2010

Grundy County

Description	Levy	Total	Residential	Farm	Commercial	Industrial	Rail Road	Mineral	Rate
LYSE SENECA LIBRARY		18,998,609	5,499,607	6,946,928	688,540	5,696,100	167,434	0	
CORPORATE	538,000	15,639.73	4,527.30	5,718.74	566.81	4,689.05	137.83	0.00	0.08232
LIBRARY BUILDING	90,000	2,616.12	757.30	956.59	94.81	784.36	23.06	0.00	0.01377
TORT/LIABILITY INS	17,500	509.16	147.39	186.18	18.45	152.65	4.49	0.00	0.00268
I.M.R.F	24,000	699.15	202.39	255.64	25.34	209.62	6.16	0.00	0.00368
SOCIAL SECURITY	18,500	539.56	156.19	197.29	19.55	161.77	4.76	0.00	0.00284
AUDIT	2,500	74.09	21.45	27.09	2.69	22.21	0.65	0.00	0.00039
PRIOR YEAR ADJUSTMENT	-2	-1.90	-0.55	-0.69	-0.07	-0.57	-0.02	0.00	-0.00001
	690,498	20,075.91	5,811.47	7,340.84	727.58	6,019.09	176.93	0.00	0.10567


State of Illinois }
County of Grundy }

COPY

I, Lana J. Phillips, County Clerk in and for the County of Grundy, do hereby
CERTIFY that the foregoing is a true and complete copy of the VALUATIONS, RATES, and EXTENSIONS for the
above named taxing district for the TAXABLE year 2010.

Given under my hand and the official seal of my office at Morris, Illinois 60450 on May 25, 2011

Lana J. Phillips
Lana J. Phillips, Grundy County Clerk



5/20/2011
9:53:24AM

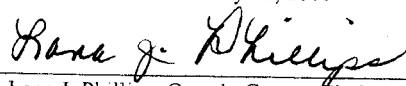
Tax Rate Extension Report - Tax Year 2010

Grundy County


Description	Rate	% Total	Max Rate	Levied Amt.	Taxable Amt	Overlap Amt	Extension
LYSE SENECA LIBRARY							
CORPORATE	0.08232	77.90	0.23000	538,000	18,998,609	634,618,237	15,639.73
LIBRARY BUILDING	0.01377	13.03	0.02000	90,000	18,998,609	634,618,237	2,616.12
TORT/LIABILITY INS	0.00268	2.54	0.00000	17,500	18,998,609	634,618,237	509.16
I.M.R.F	0.00368	3.48	0.00000	24,000	18,998,609	634,618,237	699.15
SOCIAL SECURITY	0.00284	2.69	0.00000	18,500	18,998,609	634,618,237	539.56
AUDIT	0.00039	0.37	0.00500	2,500	18,998,609	634,618,237	74.09
PRIOR YEAR ADJUSTMENT	-0.00001	0.00	0.00000	-2	18,998,609	634,618,237	-1.90
	0.10567			\$690,498			20,075.91

State of Illinois }
County of Grundy }

I, Lana J. Phillips, County Clerk in and for the County of Grundy, do hereby
CERTIFY that the foregoing is a true and complete copy of the VALUATIONS, RATES, and EXTENSIONS for the
above named taxing district for the TAXABLE year 2010.
Given under my hand and the official seal of my office at Morris, Illinois 60450 on May 25, 2011


Lana J. Phillips, Grundy County Clerk

COPY



* This year extension is more than 5% and no public hearing date has been held for the district
** This year's rate is more than +/- 10% compared to last year's rate.

5/20/2011
9:48:25AM

Tax District Sheet - Tax Year 2010

Grundy County

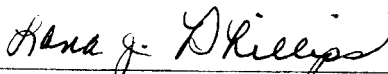
Description	Levy	Total	Residential	Farm	Commercial	Industrial	Rail Road	Mineral	Rate
LYTR THREE RIVERS LIBRARY		469,260,509	246,696,362	4,773,091	29,647,738	186,910,533	1,232,785	0	
CORPORATE	1,060,900	400,279.39	210,432.09	4,071.45	25,289.53	159,434.75	1,051.57	0.00	0.08530
I.M.R.F	65,000	24,589.26	12,926.89	250.11	1,553.54	9,794.12	64.60	0.00	0.00524
AUDIT	3,000	1,126.23	592.07	11.46	71.15	448.59	2.96	0.00	0.00024
TORT/LIABILITY INS	17,100	6,522.72	3,429.07	66.35	412.10	2,598.06	17.14	0.00	0.00139
SOCIAL SECURITY	42,000	15,861.01	8,338.34	161.33	1,002.09	6,317.58	41.67	0.00	0.00338
PRIOR YEAR ADJUSTMENT	-19	0.00	0.00	0.00	0.00	0.00	0.00	0.00	0.00000
	1,187,981	448,378.61	235,718.46	4,560.70	28,328.41	178,593.10	1,177.94	0.00	0.09555


State of Illinois }
County of Grundy }

COPY

I, Lana J. Phillips, County Clerk in and for the County of Grundy, do hereby
CERTIFY that the foregoing is a true and complete copy of the VALUATIONS, RATES, and EXTENSIONS for the
above named taxing district for the TAXABLE year 2010.

Given under my hand and the official seal of my office at Morris, Illinois 60450 on May 25, 2011


Lana J. Phillips, Grundy County Clerk



5/20/2011
9:53:24AM

Tax Rate Extension Report - Tax Year 2010

Grundy County


Description	Rate	% Total	Max Rate	Levied Amt.	Taxable Amt	Overlap Amt	Extension
LYTR THREE RIVERS LIBRARY							
CORPORATE	0.08530	89.27	0.60000	1,060,900	469,260,509	751,040,754	400,279.39
I.M.R.F	0.00524	5.48	0.00000	65,000	469,260,509	751,040,754	24,589.26
AUDIT	0.00024	0.26	0.00500	3,000	469,260,509	751,040,754	1,126.23
TORT/LIABILITY INS	0.00139	1.45	0.00000	17,100	469,260,509	751,040,754	6,522.72
SOCIAL SECURITY	0.00338	3.54	0.00000	42,000	469,260,509	751,040,754	15,861.01
PRIOR YEAR ADJUSTMENT	0.00000	0.00	0.00000	-19	469,260,509	751,040,754	0.00
	0.09555			\$1,187,981			448,378.61

State of Illinois }
County of Grundy }

COPY

I, Lana J. Phillips, County Clerk in and for the County of Grundy, do hereby
CERTIFY that the foregoing is a true and complete copy of the VALUATIONS, RATES, and EXTENSIONS for the
above named taxing district for the TAXABLE year 2010.
Given under my hand and the official seal of my office at Morris, Illinois 60450 on May 25, 2011

Lana J. Phillips
Lana J. Phillips, Grundy County Clerk



* This year extension is more than 5% and no public hearing date has been held for the district
** This year's rate is more than +/- 10% compared to last year's rate.

5/20/2011
9:48:25AM

Tax District Sheet - Tax Year 2010

Grundy County

Description	Levy	Total	Residential	Farm	Commercial	Industrial	Rail Road	Mineral	Rate
MTA3 BR ME MULTI-TWP		139,601,662	114,993,162	7,316,823	15,317,250	348,980	1,624,317	1,130	
ASSESSING PURPOSES	9,606	9,619.42	7,923.74	504.17	1,055.45	24.05	111.93	0.08	0.00689
PRIOR YEAR ADJUSTMENT	0	0.00	0.00	0.00	0.00	0.00	0.00	0.00	0.00000
	9,606	9,619.42	7,923.74	504.17	1,055.45	24.05	111.93	0.08	0.00689

State of Illinois }
County of Grundy }


COPY

I, Lana J. Phillips, County Clerk in and for the County of Grundy, do hereby
CERTIFY that the foregoing is a true and complete copy of the VALUATIONS, RATES, and EXTENSIONS for the
above named taxing district for the TAXABLE year 2010.

Given under my hand and the official seal of my office at Morris, Illinois 60450 on May 25, 2011

Lana J. Phillips

Lana J. Phillips, Grundy County Clerk



5/20/2011
9:53:24AM

Tax Rate Extension Report - Tax Year 2010


Grundy County

Description	Rate	% Total	Max Rate	Levied Amt.	Taxable Amt	Overlap Amt	Extension
MTA3 BR ME MULTI-TWP							
ASSESSING PURPOSES	0.00689	100.00	0.00000	9,606	139,601,662	0	9,619.42
PRIOR YEAR ADJUSTMENT	0.00000	0.00	0.00000	0	139,601,662	0	0.00
	0.00689			\$9,606			9,619.42


State of Illinois }
County of Grundy }

I, Lana J. Phillips, County Clerk in and for the County of Grundy, do hereby
CERTIFY that the foregoing is a true and complete copy of the VALUATIONS, RATES, and EXTENSIONS for the
above named taxing district for the TAXABLE year 2010.

Given under my hand and the official seal of my office at Morris, Illinois 60450 on May 25, 2011


Lana J. Phillips, Grundy County Clerk

COPY



* This year extension is more than 5% and no public hearing date has been held for the district
** This year's rate is more than +/- 10% compared to last year's rate.

5/20/2011
9:48:25AM

Tax District Sheet - Tax Year 2010

Grundy County

Description	Levy	Total	Residential	Farm	Commercial	Industrial	Rail Road	Mineral	Rate
MTA4 ER NC MULTI-TWP		86,198,793	70,223,809	12,878,400	2,667,201	82,690	346,693	0	
ASSESSING PURPOSES	10,000	10,007.48	8,152.82	1,495.15	309.66	9.60	40.25	0.00	0.01161
PRIOR YEAR ADJUSTMENT	-28	-25.86	-21.07	-3.86	-0.80	-0.03	-0.10	0.00	-0.00003
	9,972	9,981.62	8,131.75	1,491.29	308.86	9.57	40.15	0.00	0.01158

State of Illinois }
County of Grundy }

I, Lana J. Phillips, County Clerk in and for the County of Grundy, do hereby
CERTIFY that the foregoing is a true and complete copy of the VALUATIONS, RATES, and EXTENSIONS for the
above named taxing district for the TAXABLE year 2010.

Given under my hand and the official seal of my office at Morris, Illinois 60450 on May 25, 2011

Lana J. Phillips
Lana J. Phillips, Grundy County Clerk

COPY



Tax Rate Extension Report - Tax Year 2010

5/20/2011

9:53:24AM

Grundy County

Description	Rate	% Total	Max Rate	Levied Amt.	Taxable Amt	Overlap Amt	Extension
MTA4 ER NC MULTI-TWP							
ASSESSING PURPOSES	0.01161	100.26	0.00000	10,000	86,198,793	0	10,007.48
PRIOR YEAR ADJUSTMENT	-0.00003	-0.26	0.00000	-28	86,198,793	0	-25.86
	0.01158			\$9,972			9,981.62

COPY


State of Illinois }
County of Grundy }

I, Lana J. Phillips, County Clerk in and for the County of Grundy, do hereby
CERTIFY that the foregoing is a true and complete copy of the VALUATIONS, RATES, and EXTENSIONS for the
above named taxing district for the TAXABLE year 2010.

Given under my hand and the official seal of my office at Morris, Illinois 60450 on May 25, 2011

Lana J. Phillips

Lana J. Phillips, Grundy County Clerk



* This year extension is more than 5% and no public hearing date has been held for the district

** This year's rate is more than +/- 10% compared to last year's rate.

Tax District Sheet - Tax Year 2010

5/20/2011
9:48:25AM

Grundy County

Description	Levy	Total	Residential	Farm	Commercial	Industrial	Rail Road	Mineral	Rate
MTA5 GA GF GR MULT-TWP		58,253,941	33,594,339	13,116,672	5,180,644	5,729,341	632,845	100	
ASSESSING PURPOSES	9,000	8,999.81	5,190.08	2,026.43	800.37	885.14	97.77	0.02	0.01545
PRIOR YEAR ADJUSTMENT	-55	-52.43	-30.24	-11.81	-4.66	-5.16	-0.56	0.00	-0.00009
	8,945	8,947.38	5,159.84	2,014.62	795.71	879.98	97.21	0.02	0.01536

State of Illinois }
County of Grundy }


COPY

I, Lana J. Phillips, County Clerk in and for the County of Grundy, do hereby
CERTIFY that the foregoing is a true and complete copy of the VALUATIONS, RATES, and EXTENSIONS for the
above named taxing district for the TAXABLE year 2010.

Given under my hand and the official seal of my office at Morris, Illinois 60450 on May 25, 2011

Lana J. Phillips

Lana J. Phillips, Grundy County Clerk



Tax Rate Extension Report - Tax Year 2010

5/20/2011
9:53:24AM

Grundy County

Description	Rate	% Total	Max Rate	Levied Amt.	Taxable Amt	Overlap Amt	Extension
MTA5 GA GF GR MULTI-TWP							
ASSESSING PURPOSES	0.01545	100.59	0.00000	9,000	58,253,941	0	8,999.81
PRIOR YEAR ADJUSTMENT	-0.00009	-0.59	0.00000	-55	58,253,941	0	-52.43
	0.01536			\$8,945			8,947.38

COPY


State of Illinois }
County of Grundy }

I, Lana J. Phillips, County Clerk in and for the County of Grundy, do hereby
CERTIFY that the foregoing is a true and complete copy of the VALUATIONS, RATES, and EXTENSIONS for the
above named taxing district for the TAXABLE year 2010.

Given under my hand and the official seal of my office at Morris, Illinois 60450 on May 25, 2011

Lana J. Phillips

Lana J. Phillips, Grundy County Clerk



* This year extension is more than 5% and no public hearing date has been held for the district

** This year's rate is more than +/- 10% compared to last year's rate.

Tax District Sheet - Tax Year 2010

5/20/2011

9:48:25AM

Grundy County

Description	Levy	Total	Residential	Farm	Commercial	Industrial	Rail Road	Mineral	Rate
MTA6 HI MN VI MULT-TWP		67,583,136	36,398,931	24,320,130	4,700,779	281,798	1,881,498	0	
ASSESSING PURPOSES	4,800	4,805.07	2,587.91	1,729.13	334.22	20.04	133.77	0.00	0.00711
	4,800	4,805.07	2,587.91	1,729.13	334.22	20.04	133.77	0.00	0.00711

State of Illinois }
County of Grundy }

I, Lana J. Phillips, County Clerk in and for the County of Grundy, do hereby
CERTIFY that the foregoing is a true and complete copy of the VALUATIONS, RATES, and EXTENSIONS for the
above named taxing district for the TAXABLE year 2010.

Given under my hand and the official seal of my office at Morris, Illinois 60450 on May 25, 2011

Lana J. Phillips

Lana J. Phillips, Grundy County Clerk

COPY



Tax Rate Extension Report - Tax Year 2010

5/20/2011
9:53:24AM

Grundy County

Description	Rate	% Total	Max Rate	Levied Amt.	Taxable Amt	Overlap Amt	Extension
MTA6 HI MN VI MULTI-TWP							
ASSESSING PURPOSES	0.00711	100.00	0.00000	4,800	67,583,136	0	4,805.07
	0.00711			\$4,800			4,805.07

COPY


State of Illinois }
County of Grundy }

I, Lana J. Phillips, County Clerk in and for the County of Grundy, do hereby
CERTIFY that the foregoing is a true and complete copy of the VALUATIONS, RATES, and EXTENSIONS for the
above named taxing district for the TAXABLE year 2010.

Given under my hand and the official seal of my office at Morris, Illinois 60450 on May 25, 2011

Lana J. Phillips

Lana J. Phillips, Grundy County Clerk



* This year extension is more than 5% and no public hearing date has been held for the district

** This year's rate is more than +/- 10% compared to last year's rate.

5/20/2011
9:48:25AM

Tax District Sheet - Tax Year 2010

Grundy County

Description	Levy	Total	Residential	Farm	Commercial	Industrial	Rail Road	Mineral	Rate
MTA7 NO WA MULTI-TWP		77,561,851	56,965,789	10,228,168	3,145,120	7,104,540	118,234	0	
ASSESSING PURPOSES	12,300	12,300.99	9,034.54	1,622.15	498.80	1,126.75	18.75	0.00	0.01586
	12,300	12,300.99	9,034.54	1,622.15	498.80	1,126.75	18.75	0.00	0.01586

State of Illinois }
County of Grundy }


COPY

I, Lana J. Phillips, County Clerk in and for the County of Grundy, do hereby
CERTIFY that the foregoing is a true and complete copy of the VALUATIONS, RATES, and EXTENSIONS for the
above named taxing district for the TAXABLE year 2010.

Given under my hand and the official seal of my office at Morris, Illinois 60450 on May 25, 2011

Lana J. Phillips

Lana J. Phillips, Grundy County Clerk



Tax Rate Extension Report - Tax Year 2010

5/20/2011

9:53:24AM

Grundy County

Description	Rate	% Total	Max Rate	Levied Amt.	Taxable Amt	Overlap Amt	Extension
MTA7 NO WA MULTI-TWP							
ASSESSING PURPOSES	0.01586	100.00	0.00000	12,300	77,561,851	0	12,300.99
	0.01586			\$12,300			12,300.99

State of Illinois }
County of Grundy }


COPY

I, Lana J. Phillips, County Clerk in and for the County of Grundy, do hereby
CERTIFY that the foregoing is a true and complete copy of the VALUATIONS, RATES, and EXTENSIONS for the
above named taxing district for the TAXABLE year 2010.

Given under my hand and the official seal of my office at Morris, Illinois 60450 on May 25, 2011

Lana J. Phillips

Lana J. Phillips, Grundy County Clerk



* This year extension is more than 5% and no public hearing date has been held for the district

** This year's rate is more than +/- 10% compared to last year's rate.

5/20/2011
9:48:25AM

Tax District Sheet - Tax Year 2010

Grundy County

Description	Levy	Total	Residential	Farm	Commercial	Industrial	Rail Road	Mineral	Rate
PDCB CHANNAHON PARK DIST		72,482,810	63,847,831	1,035,198	7,203,860	395,921	0	0	
CORPORATE	742,000	70,996.96	62,538.99	1,013.98	7,056.19	387.80	0.00	0.00	0.09795
TORT/LIABILITY INS	116,000	11,104.37	9,781.49	158.59	1,103.63	60.66	0.00	0.00	0.01532
RECREATION	433,000	41,431.20	36,495.44	591.72	4,117.73	226.31	0.00	0.00	0.05716
BONDS AND INTEREST	1,055,988	101,041.10	89,003.93	1,443.07	10,042.19	551.91	0.00	0.00	0.13940
JOINT HANDICAP REC	29,000	2,776.09	2,445.37	39.65	275.91	15.16	0.00	0.00	0.00383
	2,375,988	227,349.72	200,265.22	3,247.01	22,595.65	1,241.84	0.00	0.00	0.31366

COPY


State of Illinois }
County of Grundy }

I, Lana J. Phillips, County Clerk in and for the County of Grundy, do hereby
CERTIFY that the foregoing is a true and complete copy of the VALUATIONS, RATES, and EXTENSIONS for the
above named taxing district for the TAXABLE year 2010.

Given under my hand and the official seal of my office at Morris, Illinois 60450 on May 25, 2011

Lana J. Phillips

Lana J. Phillips, Grundy County Clerk



Tax Rate Extension Report - Tax Year 2010

5/20/2011
9:53:24AM

Grundy County

Description	Rate	% Total	Max Rate	Levied Amt.	Taxable Amt	Overlap Amt	Extension
PDCB CHANNAHON PARK DIST							
CORPORATE	0.09795	31.23	0.10000	742,000	72,482,810	685,080,054	70,996.96
TORT/LIABILITY INS	0.01532	4.88	0.00000	116,000	72,482,810	685,080,054	11,104.37
RECREATION	0.05716	18.22	0.12000	433,000	72,482,810	685,080,054	41,431.20
BONDS AND INTEREST	0.13940	44.44	0.00000	1,055,988	72,482,810	685,080,054	101,041.10
JOINT HANDICAP REC	0.00383	1.22	0.04000	29,000	72,482,810	685,080,054	2,776.09
	0.31366			\$2,375,988			227,349.72

COPY


State of Illinois }
County of Grundy }

I, Lana J. Phillips, County Clerk in and for the County of Grundy, do hereby
CERTIFY that the foregoing is a true and complete copy of the VALUATIONS, RATES, and EXTENSIONS for the
above named taxing district for the TAXABLE year 2010.

Given under my hand and the official seal of my office at Morris, Illinois 60450 on May 25, 2011

Lana J. Phillips

Lana J. Phillips, Grundy County Clerk



* This year extension is more than 5% and no public hearing date has been held for the district

** This year's rate is more than +/- 10% compared to last year's rate.

Tax District Sheet - Tax Year 2010

Grundy County

5/20/2011
9:48:25AM

Description	Levy	Total	Residential	Farm	Commercial	Industrial	Rail Road	Mineral	Rate
PDGO GODLEY PARK DISTRICT		610,953	506,940	4,520	49,730	0	49,453	310	
CORPORATE	336,000	467.02	387.51	3.46	38.01	0.00	37.80	0.24	0.07644
I.M.R.F	67,400	93.72	77.76	0.69	7.63	0.00	7.59	0.05	0.01534
RECREATION	355,000	493.41	409.41	3.65	40.16	0.00	39.94	0.25	0.08076
AUDIT	5,000	7.03	5.84	0.05	0.57	0.00	0.57	0.00	0.00115
TORT/LIABILITY INS	73,000	101.48	84.21	0.75	8.26	0.00	8.21	0.05	0.01661
SOCIAL SECURITY	67,400	93.72	77.76	0.69	7.63	0.00	7.59	0.05	0.01534
BONDS AND INTEREST	142,285	197.83	164.16	1.46	16.10	0.00	16.01	0.10	0.03238
	1,046,085	1,454.21	1,206.65	10.75	118.36	0.00	117.71	0.74	0.23802

State of Illinois }
County of Grundy }


COPY

I, Lana J. Phillips, County Clerk in and for the County of Grundy, do hereby
CERTIFY that the foregoing is a true and complete copy of the VALUATIONS, RATES, and EXTENSIONS for the
above named taxing district for the TAXABLE year 2010.

Given under my hand and the official seal of my office at Morris, Illinois 60450 on May 25, 2011

Lana J. Phillips

Lana J. Phillips, Grundy County Clerk



Tax Rate Extension Report - Tax Year 2010

5/20/2011

9:53:24AM

Grundy County

Description	Rate	% Total	Max Rate	Levied Amt.	Taxable Amt	Overlap Amt	Extension
PDGO GODLEY PARK DISTRICT							
CORPORATE	0.07644	32.11	0.10000	336,000	610,953	436,045,554	467.02
I.M.R.F	0.01534	6.44	0.00000	67,400	610,953	436,045,554	93.72
RECREATION	0.08076	33.93	0.12000	355,000	610,953	436,045,554	493.41
AUDIT	0.00115	0.48	0.00500	5,000	610,953	436,045,554	7.03
TORT/LIABILITY INS	0.01661	6.98	0.00000	73,000	610,953	436,045,554	101.48
SOCIAL SECURITY	0.01534	6.44	0.00000	67,400	610,953	436,045,554	93.72
BONDS AND INTEREST	0.03238	13.60	0.00000	142,285	610,953	436,045,554	197.83
	0.23802			\$1,046,085			1,454.21

State of Illinois }
County of Grundy }


COPY

I, Lana J. Phillips, County Clerk in and for the County of Grundy, do hereby
CERTIFY that the foregoing is a true and complete copy of the VALUATIONS, RATES, and EXTENSIONS for the
above named taxing district for the TAXABLE year 2010.

Given under my hand and the official seal of my office at Morris, Illinois 60450 on May 25, 2011

Lana J. Phillips

Lana J. Phillips, Grundy County Clerk



* This year extension is more than 5% and no public hearing date has been held for the district

** This year's rate is more than +/- 10% compared to last year's rate.

5/20/2011
9:48:25AM

Tax District Sheet - Tax Year 2010

Grundy County

Description	Levy	Total	Residential	Farm	Commercial	Industrial	Rail Road	Mineral	Rate
SDSW SWEB		15,320,078	14,111,688	601,480	606,350	460	0	100	
CORPORATE	13,350	12,715.71	11,712.75	499.23	503.27	0.38	0.00	0.08	0.08300
AUDIT	810	766.01	705.59	30.07	30.32	0.02	0.00	0.01	0.00500
SOCIAL SECURITY	2,900	2,900.10	2,671.35	113.86	114.78	0.09	0.00	0.02	0.01893
WORKMAN'S COMP	0	0.00	0.00	0.00	0.00	0.00	0.00	0.00	0.00000
I.M.R.F	0	0.00	0.00	0.00	0.00	0.00	0.00	0.00	0.00000
TORT/LIABILITY INS	2,000	2,000.81	1,843.00	78.55	79.19	0.06	0.00	0.01	0.01306
	19,060	18,382.63	16,932.69	721.71	727.56	0.55	0.00	0.12	0.11999

State of Illinois }
County of Grundy }

I, Lana J. Phillips, County Clerk in and for the County of Grundy, do hereby
CERTIFY that the foregoing is a true and complete copy of the VALUATIONS, RATES, and EXTENSIONS for the
above named taxing district for the TAXABLE year 2010.

Given under my hand and the official seal of my office at Morris, Illinois 60450 on May 25, 2011

Lana J. Phillips

Lana J. Phillips, Grundy County Clerk

COPY



Tax Rate Extension Report - Tax Year 2010

5/20/2011
9:53:24AM

Grundy County

Description	Rate	% Total	Max Rate	Levied Amt.	Taxable Amt	Overlap Amt	Extension
SDSW SWEB							
CORPORATE	0.08300	69.17	0.08300	13,350	15,320,078	0	12,715.71
AUDIT	0.00500	4.17	0.00500	810	15,320,078	0	766.01
SOCIAL SECURITY	0.01893	15.78	0.00000	2,900	15,320,078	0	2,900.10
WORKMAN'S COMP	0.00000	0.00	0.00000	0	15,320,078	0	0.00
I.M.R.F	0.00000	0.00	0.00000	0	15,320,078	0	0.00
TORT/LIABILITY INS	0.01306	10.88	0.00000	2,000	15,320,078	0	2,000.81
	0.11999			\$19,060			18,382.63

COPY


State of Illinois }
County of Grundy }

I, Lana J. Phillips, County Clerk in and for the County of Grundy, do hereby
CERTIFY that the foregoing is a true and complete copy of the VALUATIONS, RATES, and EXTENSIONS for the
above named taxing district for the TAXABLE year 2010.

Given under my hand and the official seal of my office at Morris, Illinois 60450 on May 25, 2011

Lana J. Phillips

Lana J. Phillips, Grundy County Clerk



* This year extension is more than 5% and no public hearing date has been held for the district

** This year's rate is more than +/- 10% compared to last year's rate.

Tax District Sheet - Tax Year 2010

Grundy County

5/20/2011
9:48:25AM

Description	Levy	Total	Residential	Farm	Commercial	Industrial	Rail Road	Mineral	Rate
TTAS AUX SABLE TWP		470,033,379	247,193,902	4,901,821	29,794,338	186,910,533	1,232,785	0	
CORPORATE	62,798	62,595.82	32,919.59	652.79	3,967.81	24,891.46	164.17	0.00	0.01337
SOCIAL SECURITY	2,879	2,902.72	1,526.56	30.27	184.00	1,154.28	7.61	0.00	0.00062
AUDIT	331	374.54	196.97	3.91	23.74	148.94	0.98	0.00	0.00008
GENERAL ASSISTANCE	17,106	17,041.79	8,962.40	177.72	1,080.24	6,776.73	44.70	0.00	0.00364
PRIOR YEAR ADJUSTMENT	-3	0.00	0.00	0.00	0.00	0.00	0.00	0.00	0.00000
	83,111	82,914.87	43,605.52	864.69	5,255.79	32,971.41	217.46	0.00	0.01771

State of Illinois }
County of Grundy }


I, Lana J. Phillips, County Clerk in and for the County of Grundy, do hereby
CERTIFY that the foregoing is a true and complete copy of the VALUATIONS, RATES, and EXTENSIONS for the
above named taxing district for the TAXABLE year 2010.

Given under my hand and the official seal of my office at Morris, Illinois 60450 on May 25, 2011

Lana J. Phillips

Lana J. Phillips, Grundy County Clerk

COPY



Tax Rate Extension Report - Tax Year 2010

5/20/2011

9:53:24AM

Grundy County

Description	Rate	% Total	Max Rate	Levied Amt.	Taxable Amt	Overlap Amt	Extension
TTAS AUX SABLE TWP							
CORPORATE	0.01337	75.49	0.25000	62,798	470,033,379	0	62,595.82
SOCIAL SECURITY	0.00062	3.50	0.00000	2,879	470,033,379	0	2,902.72
AUDIT	0.00008	0.45	0.00500	331	470,033,379	0	374.54
GENERAL ASSISTANCE	0.00364	20.55	0.10000	17,106	470,033,379	0	17,041.79
PRIOR YEAR ADJUSTMENT	0.00000	0.00	0.00000	-3	470,033,379	0	0.00
	0.01771			\$83,111			82,914.87

COPY

State of Illinois }
County of Grundy }

I, Lana J. Phillips, County Clerk in and for the County of Grundy, do hereby
CERTIFY that the foregoing is a true and complete copy of the VALUATIONS, RATES, and EXTENSIONS for the
above named taxing district for the TAXABLE year 2010.

Given under my hand and the official seal of my office at Morris, Illinois 60450 on May 25, 2011

Lana J. Phillips

Lana J. Phillips, Grundy County Clerk



* This year extension is more than 5% and no public hearing date has been held for the district

** This year's rate is more than +/- 10% compared to last year's rate.

Tax District Sheet - Tax Year 2010

5/20/2011
9:48:25AM

Grundy County

Description	Levy	Total	Residential	Farm	Commercial	Industrial	Rail Road	Mineral	Rate
TASR AUX SABLE TWP ROAD		470,033,379	247,193,902	4,901,821	29,794,338	186,910,533	1,232,785	0	
ROAD AND BRIDGE	160,600	159,979.61	84,134.42	1,668.37	10,140.74	63,616.49	419.59	0.00	0.03417
PERMANENT ROAD	266,400	265,368.59	139,559.23	2,767.44	16,821.11	105,524.81	696.00	0.00	0.05668
PRIOR YEAR ADJUSTMENT	-17	0.00	0.00	0.00	0.00	0.00	0.00	0.00	0.00000
	426,983	425,348.20	223,693.65	4,435.81	26,961.85	169,141.30	1,115.59	0.00	0.09085

COPY


State of Illinois }
County of Grundy }

I, Lana J. Phillips, County Clerk in and for the County of Grundy, do hereby
CERTIFY that the foregoing is a true and complete copy of the VALUATIONS, RATES, and EXTENSIONS for the
above named taxing district for the TAXABLE year 2010.

Given under my hand and the official seal of my office at Morris, Illinois 60450 on May 25, 2011

Lana J. Phillips

Lana J. Phillips, Grundy County Clerk



Tax Rate Extension Report - Tax Year 2010

5/20/2011
9:53:24AM

Grundy County

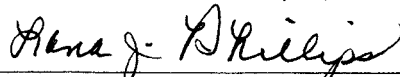
Description	Rate	% Total	Max Rate	Levied Amt.	Taxable Amt	Overlap Amt	Extension
TASR AUX SABLE TWP ROAD							
ROAD AND BRIDGE	0.03417	37.61	0.33000	160,600	470,033,379	0	159,979.61
PERMANENT ROAD	0.05668	62.39	0.16700	266,400	470,033,379	0	265,368.59
PRIOR YEAR ADJUSTMENT	0.00000	0.00	0.00000	-17	470,033,379	0	0.00
	0.09085			\$426,983			425,348.20

COPY

State of Illinois }
County of Grundy }

I, Lana J. Phillips, County Clerk in and for the County of Grundy, do hereby
CERTIFY that the foregoing is a true and complete copy of the VALUATIONS, RATES, and EXTENSIONS for the
above named taxing district for the TAXABLE year 2010.

Given under my hand and the official seal of my office at Morris, Illinois 60450 on May 25, 2011



Lana J. Phillips, Grundy County Clerk



* This year extension is more than 5% and no public hearing date has been held for the district

** This year's rate is more than +/- 10% compared to last year's rate.

Tax District Sheet - Tax Year 2010

5/20/2011
9:48:25AM

Grundy County

Description	Levy	Total	Residential	Farm	Commercial	Industrial	Rail Road	Mineral	Rate
TTBR BRACEVILLE TWP		129,001,642	110,069,942	2,681,433	14,723,930	348,980	1,176,227	1,130	
CORPORATE	47,029	47,034.25	40,131.72	977.66	5,368.37	127.24	428.85	0.41	0.03646
GENERAL ASSISTANCE	25,171	25,181.26	21,485.77	523.42	2,874.13	68.12	229.60	0.22	0.01952
PRIOR YEAR ADJUSTMENT	-1	0.00	0.00	0.00	0.00	0.00	0.00	0.00	0.00000
	72,199	72,215.51	61,617.49	1,501.08	8,242.50	195.36	658.45	0.63	0.05598


COPY

State of Illinois }
County of Grundy }

I, Lana J. Phillips, County Clerk in and for the County of Grundy, do hereby
CERTIFY that the foregoing is a true and complete copy of the VALUATIONS, RATES, and EXTENSIONS for the
above named taxing district for the TAXABLE year 2010.

Given under my hand and the official seal of my office at Morris, Illinois 60450 on May 25, 2011


Lana J. Phillips, Grundy County Clerk



Tax Rate Extension Report - Tax Year 2010

5/20/2011
9:53:24AM

Grundy County

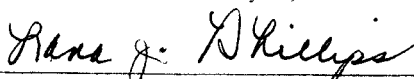
Description	Rate	% Total	Max Rate	Levied Amt.	Taxable Amt	Overlap Amt	Extension
TTBR BRACEVILLE TWP							
CORPORATE	0.03646	65.13	0.25000	47,029	129,001,642	0	47,034.25
GENERAL ASSISTANCE	0.01952	34.87	0.10000	25,171	129,001,642	0	25,181.26
PRIOR YEAR ADJUSTMENT	0.00000	0.00	0.00000	-1	129,001,642	0	0.00
	0.05598			\$72,199			72,215.51


COPY

State of Illinois }
County of Grundy }

I, Lana J. Phillips, County Clerk in and for the County of Grundy, do hereby
CERTIFY that the foregoing is a true and complete copy of the VALUATIONS, RATES, and EXTENSIONS for the
above named taxing district for the TAXABLE year 2010.

Given under my hand and the official seal of my office at Morris, Illinois 60450 on May 25, 2011


Lana J. Phillips, Grundy County Clerk



* This year extension is more than 5% and no public hearing date has been held for the district

** This year's rate is more than +/- 10% compared to last year's rate.

Tax District Sheet - Tax Year 2010

5/20/2011
9:48:25AM

Grundy County

Description	Levy	Total	Residential	Farm	Commercial	Industrial	Rail Road	Mineral	Rate
TBRR BRACEVILLE TWP ROAD		129,001,642	110,069,942	2,681,433	14,723,930	348,980	1,176,227	1,130	
ROAD AND BRIDGE	223,875	223,883.34	191,027.23	4,653.65	25,553.49	605.66	2,041.35	1.96	0.17355
EQUIPMENT & BUILDING	17,469	17,479.80	14,914.54	363.34	1,995.10	47.29	159.38	0.15	0.01355
PRIOR YEAR ADJUSTMENT	-3	0.00	0.00	0.00	0.00	0.00	0.00	0.00	0.00000
	241,341	241,363.14	205,941.77	5,016.99	27,548.59	652.95	2,200.73	2.11	0.18710

COPY


State of Illinois }
County of Grundy }

I, Lana J. Phillips, County Clerk in and for the County of Grundy, do hereby
CERTIFY that the foregoing is a true and complete copy of the VALUATIONS, RATES, and EXTENSIONS for the
above named taxing district for the TAXABLE year 2010.

Given under my hand and the official seal of my office at Morris, Illinois 60450 on May 25, 2011

Lana J. Phillips

Lana J. Phillips, Grundy County Clerk



Tax Rate Extension Report - Tax Year 2010

5/20/2011
9:53:24AM

Grundy County

Description	Rate	% Total	Max Rate	Levied Amt.	Taxable Amt	Overlap Amt	Extension
TBRR BRACEVILLE TWP ROAD							
ROAD AND BRIDGE	0.17355	92.76	0.33500	223,875	129,001,642	0	223,883.34
EQUIPMENT & BUILDING	0.01355	7.24	0.03500	17,469	129,001,642	0	17,479.80
PRIOR YEAR ADJUSTMENT	0.00000	0.00	0.00000	-3	129,001,642	0	0.00
	0.18710			\$241,341			241,363.14

State of Illinois }
County of Grundy }


I, Lana J. Phillips, County Clerk in and for the County of Grundy, do hereby
CERTIFY that the foregoing is a true and complete copy of the VALUATIONS, RATES, and EXTENSIONS for the
above named taxing district for the TAXABLE year 2010.

Given under my hand and the official seal of my office at Morris, Illinois 60450 on May 25, 2011

Lana J. Phillips

Lana J. Phillips, Grundy County Clerk

COPY



* This year extension is more than 5% and no public hearing date has been held for the district

** This year's rate is more than +/- 10% compared to last year's rate.

Tax District Sheet - Tax Year 2010


5/20/2011
9:48:25AM

Grundy County


Description	Levy	Total	Residential	Farm	Commercial	Industrial	Rail Road	Mineral	Rate
TTER ERIENNA TWP		65,809,209	60,284,325	2,899,050	2,196,451	82,690	346,693	0	
CORPORATE	43,661	43,664.79	39,998.99	1,923.54	1,457.36	54.87	230.03	0.00	0.06635
GENERAL ASSISTANCE	2,186	2,191.47	2,007.50	96.54	73.14	2.75	11.54	0.00	0.00333
PRIOR YEAR ADJUSTMENT	-154	-151.36	-138.65	-6.67	-5.05	-0.19	-0.80	0.00	-0.00023
	45,693	45,704.90	41,867.84	2,013.41	1,525.45	57.43	240.77	0.00	0.06945

State of Illinois }
County of Grundy }

I, Lana J. Phillips, County Clerk in and for the County of Grundy, do hereby
CERTIFY that the foregoing is a true and complete copy of the VALUATIONS, RATES, and EXTENSIONS for the
above named taxing district for the TAXABLE year 2010.
Given under my hand and the official seal of my office at Morris, Illinois 60450 on May 25, 2011


Lana J. Phillips, Grundy County Clerk

COPY



Tax Rate Extension Report - Tax Year 2010

5/20/2011

9:53:24AM

Grundy County


Description	Rate	% Total	Max Rate	Levied Amt.	Taxable Amt	Overlap Amt	Extension
TTER ERIENNA TWP							
CORPORATE	0.06635	95.54	0.25000	43,661	65,809,209	0	43,664.79
GENERAL ASSISTANCE	0.00333	4.79	0.10000	2,186	65,809,209	0	2,191.47
PRIOR YEAR ADJUSTMENT	-0.00023	-0.33	0.00000	-154	65,809,209	0	-151.36
	0.06945			\$45,693			45,704.90


COPY

State of Illinois }
County of Grundy }

I, Lana J. Phillips, County Clerk in and for the County of Grundy, do hereby
CERTIFY that the foregoing is a true and complete copy of the VALUATIONS, RATES, and EXTENSIONS for the
above named taxing district for the TAXABLE year 2010.

Given under my hand and the official seal of my office at Morris, Illinois 60450 on May 25, 2011


Lana J. Phillips, Grundy County Clerk



* This year extension is more than 5% and no public hearing date has been held for the district

** This year's rate is more than +/- 10% compared to last year's rate.

Tax District Sheet - Tax Year 2010

Grundy County

5/20/2011
9:48:25AM

Description	Levy	Total	Residential	Farm	Commercial	Industrial	Rail Road	Mineral	Rate
TERR ERIENNA TWP ROAD		65,809,209	60,284,325	2,899,050	2,196,451	82,690	346,693	0	
ROAD AND BRIDGE	145,195	145,201.02	133,010.94	6,396.45	4,846.24	182.45	764.94	0.00	0.22064
BRIDGES	21,918	21,920.99	20,080.66	965.67	731.64	27.54	115.48	0.00	0.03331
LIABILITY INS R & B	9,168	9,173.78	8,403.61	404.13	306.18	11.53	48.33	0.00	0.01394
PERMANENT ROAD	113,045	109,901.07	100,674.54	4,841.40	3,668.06	138.09	578.98	0.00	0.16700
PRIOR YEAR ADJUSTMENT	-974	-973.97	-892.20	-42.91	-32.51	-1.22	-5.13	0.00	-0.00148
	288,352	285,222.89	261,277.55	12,564.74	9,519.61	358.39	1,502.60	0.00	0.43341

State of Illinois }
County of Grundy }

I, Lana J. Phillips, County Clerk in and for the County of Grundy, do hereby
CERTIFY that the foregoing is a true and complete copy of the VALUATIONS, RATES, and EXTENSIONS for the
above named taxing district for the TAXABLE year 2010.
Given under my hand and the official seal of my office at Morris, Illinois 60450 on May 25, 2011

Lana J. Phillips

Lana J. Phillips, Grundy County Clerk

COPY



Tax Rate Extension Report - Tax Year 2010

5/20/2011

9:53:24AM

Grundy County

Description	Rate	% Total	Max Rate	Levied Amt.	Taxable Amt	Overlap Amt	Extension
TERR ERIENNA TWP ROAD							
ROAD AND BRIDGE	0.22064	50.91	0.66000	145,195	65,809,209	0	145,201.02
BRIDGES	0.03331	7.69	0.05000	21,918	65,809,209	0	21,920.99
LIABILITY INS R & B	0.01394	3.22	0.00000	9,168	65,809,209	0	9,173.78
PERMANENT ROAD	0.16700	38.53	0.16700	113,045	65,809,209	0	109,901.07
PRIOR YEAR ADJUSTMENT	-0.00148	-0.34	0.00000	-974	65,809,209	0	-973.98
	0.43341			\$288,352			285,222.88


State of Illinois }
County of Grundy }

COPY

I, Lana J. Phillips, County Clerk in and for the County of Grundy, do hereby
CERTIFY that the foregoing is a true and complete copy of the VALUATIONS, RATES, and EXTENSIONS for the
above named taxing district for the TAXABLE year 2010.
Given under my hand and the official seal of my office at Morris, Illinois 60450 on May 25, 2011

Lana J. Phillips

Lana J. Phillips, Grundy County Clerk



* This year extension is more than 5% and no public hearing date has been held for the district

** This year's rate is more than +/- 10% compared to last year's rate.

Tax District Sheet - Tax Year 2010

5/20/2011
9:48:25AM

Grundy County

Description	Levy	Total	Residential	Farm	Commercial	Industrial	Rail Road	Mineral	Rate
TTFE FELIX TWP		112,510,253	99,078,690	3,002,850	8,817,910	1,103,840	506,793	170	
CORPORATE	48,001	48,008.24	42,276.98	1,281.32	3,762.61	471.01	216.25	0.07	0.04267
GENERAL ASSISTANCE	25,407	25,416.12	22,381.92	678.35	1,991.97	249.36	114.48	0.04	0.02259
	73,408	73,424.36	64,658.90	1,959.67	5,754.58	720.37	330.73	0.11	0.06526

State of Illinois }
County of Grundy }


I, Lana J. Phillips, County Clerk in and for the County of Grundy, do hereby
CERTIFY that the foregoing is a true and complete copy of the VALUATIONS, RATES, and EXTENSIONS for the
above named taxing district for the TAXABLE year 2010.

Given under my hand and the official seal of my office at Morris, Illinois 60450 on May 25, 2011

Lana J. Phillips

Lana J. Phillips, Grundy County Clerk

COPY



Tax Rate Extension Report - Tax Year 2010

5/20/2011

9:53:24AM

Grundy County

Description	Rate	% Total	Max Rate	Levied Amt.	Taxable Amt	Overlap Amt	Extension
TTFE FELIX TWP							
CORPORATE	0.04267	65.38	0.25000	48,001	112,510,253	0	48,008.24
GENERAL ASSISTANCE	0.02259	34.62	0.10000	25,407	112,510,253	0	25,416.12
	0.06526			\$73,408			73,424.36

COPY


State of Illinois }
County of Grundy }

I, Lana J. Phillips, County Clerk in and for the County of Grundy, do hereby
CERTIFY that the foregoing is a true and complete copy of the VALUATIONS, RATES, and EXTENSIONS for the
above named taxing district for the TAXABLE year 2010.

Given under my hand and the official seal of my office at Morris, Illinois 60450 on May 25, 2011

Lana J. Phillips

Lana J. Phillips, Grundy County Clerk



* This year extension is more than 5% and no public hearing date has been held for the district

** This year's rate is more than +/- 10% compared to last year's rate.

Tax District Sheet - Tax Year 2010

5/20/2011
9:48:25AM

Grundy County

Description	Levy	Total	Residential	Farm	Commercial	Industrial	Rail Road	Mineral	Rate
TFER FELIX TWP ROAD		112,510,253	99,078,690	3,002,850	8,817,910	1,103,840	506,793	170	
ROAD AND BRIDGE	208,620	208,627.66	183,721.52	5,568.18	16,351.04	2,046.85	939.75	0.32	0.18543
BRIDGES	40,119	40,121.14	35,331.44	1,070.82	3,144.47	393.63	180.72	0.06	0.03566
	248,739	248,748.80	219,052.96	6,639.00	19,495.51	2,440.48	1,120.47	0.38	0.22109

State of Illinois }
County of Grundy }


COPY

I, Lana J. Phillips, County Clerk in and for the County of Grundy, do hereby
CERTIFY that the foregoing is a true and complete copy of the VALUATIONS, RATES, and EXTENSIONS for the
above named taxing district for the TAXABLE year 2010.

Given under my hand and the official seal of my office at Morris, Illinois 60450 on May 25, 2011

Lana J. Phillips

Lana J. Phillips, Grundy County Clerk



Tax Rate Extension Report - Tax Year 2010

5/20/2011

9:53:24AM

Grundy County

Description	Rate	% Total	Max Rate	Levied Amt.	Taxable Amt	Overlap Amt	Extension
TFER FELIX TWP ROAD							
ROAD AND BRIDGE	0.18543	83.87	0.33000	208,620	112,510,253	0	208,627.66
BRIDGES	0.03566	16.13	0.05000	40,119	112,510,253	0	40,121.14
	0.22109			\$248,739			248,748.80

State of Illinois }
County of Grundy }


I, Lana J. Phillips, County Clerk in and for the County of Grundy, do hereby
CERTIFY that the foregoing is a true and complete copy of the VALUATIONS, RATES, and EXTENSIONS for the
above named taxing district for the TAXABLE year 2010.

Given under my hand and the official seal of my office at Morris, Illinois 60450 on May 25, 2011

Lana J. Phillips

Lana J. Phillips, Grundy County Clerk

COPY



* This year extension is more than 5% and no public hearing date has been held for the district

** This year's rate is more than +/- 10% compared to last year's rate.

Tax District Sheet - Tax Year 2010

Grundy County

5/20/2011
9:48:25AM


Description	Levy	Total	Residential	Farm	Commercial	Industrial	Rail Road	Mineral	Rate
TTGA GARFIELD TWP		14,472,688	9,540,880	2,774,121	1,429,184	405,277	323,226	0	
CORPORATE	25,405	25,405.22	16,747.96	4,869.67	2,508.78	711.42	567.39	0.00	0.17554
TORT/LIABILITY INS	2,500	2,500.87	1,648.66	479.37	246.96	70.03	55.85	0.00	0.01728
SOCIAL SECURITY	1,600	1,600.67	1,055.21	306.82	158.07	44.82	35.75	0.00	0.01106
GENERAL ASSISTANCE	8,920	8,920.92	5,880.97	1,709.96	880.94	249.81	199.24	0.00	0.06164
PRIOR YEAR ADJUSTMENT	-908	-907.43	-598.21	-173.94	-89.61	-25.41	-20.26	0.00	-0.00627
	37,517	37,520.25	24,734.59	7,191.88	3,705.14	1,050.67	837.97	0.00	0.25925


State of Illinois }
County of Grundy }

COPY

I, Lana J. Phillips, County Clerk in and for the County of Grundy, do hereby
CERTIFY that the foregoing is a true and complete copy of the VALUATIONS, RATES, and EXTENSIONS for the
above named taxing district for the TAXABLE year 2010.

Given under my hand and the official seal of my office at Morris, Illinois 60450 on May 25, 2011


Lana J. Phillips, Grundy County Clerk



5/20/2011
9:53:24AM

Tax Rate Extension Report - Tax Year 2010

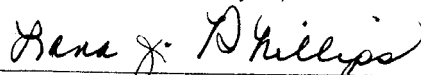
Grundy County


Description	Rate	% Total	Max Rate	Levied Amt.	Taxable Amt	Overlap Amt	Extension
TTGA GARFIELD TWP							
CORPORATE	0.17554	67.71	0.45000	25,405	14,472,688	0	25,405.22
TORT/LIABILITY INS	0.01728	6.67	0.00000	2,500	14,472,688	0	2,500.87
SOCIAL SECURITY	0.01106	4.27	0.00000	1,600	14,472,688	0	1,600.67
GENERAL ASSISTANCE	0.06164	23.78	0.10000	8,920	14,472,688	0	8,920.92
PRIOR YEAR ADJUSTMENT	-0.00627	-2.42	0.00000	-908	14,472,688	0	-907.44
	0.25925			\$37,517			37,520.24

State of Illinois }
County of Grundy }

COPY

I, Lana J. Phillips, County Clerk in and for the County of Grundy, do hereby
CERTIFY that the foregoing is a true and complete copy of the VALUATIONS, RATES, and EXTENSIONS for the
above named taxing district for the TAXABLE year 2010.
Given under my hand and the official seal of my office at Morris, Illinois 60450 on May 25, 2011


Lana J. Phillips, Grundy County Clerk



* This year extension is more than 5% and no public hearing date has been held for the district
** This year's rate is more than +/- 10% compared to last year's rate.

5/20/2011
9:48:25AM

Tax District Sheet - Tax Year 2010

Grundy County


Description	Levy	Total	Residential	Farm	Commercial	Industrial	Rail Road	Mineral	Rate
TGAR GARFIELD TWP ROAD		14,472,688	9,540,880	2,774,121	1,429,184	405,277	323,226	0	
ROAD AND BRIDGE	32,264	32,265.40	21,270.44	6,184.62	3,186.22	903.52	720.60	0.00	0.22294
BRIDGES	100	101.31	66.79	19.42	10.00	2.84	2.26	0.00	0.00070
LIABILITY INS R&B	2,953	2,953.88	1,947.29	566.20	291.70	82.72	65.97	0.00	0.02041
SOCIAL SECURITY R&B	250	250.38	165.06	47.99	24.73	7.01	5.59	0.00	0.00173
PRIOR YEAR ADJUSTMENT	-882	-881.39	-581.04	-168.94	-87.04	-24.68	-19.69	0.00	-0.00609
	34,685	34,689.58	22,868.54	6,649.29	3,425.61	971.41	774.73	0.00	0.23969


State of Illinois }
County of Grundy }

COPY

I, Lana J. Phillips, County Clerk in and for the County of Grundy, do hereby
CERTIFY that the foregoing is a true and complete copy of the VALUATIONS, RATES, and EXTENSIONS for the
above named taxing district for the TAXABLE year 2010.

Given under my hand and the official seal of my office at Morris, Illinois 60450 on May 25, 2011


Lana J. Phillips, Grundy County Clerk



5/20/2011
9:53:24AM

Tax Rate Extension Report - Tax Year 2010

Grundy County

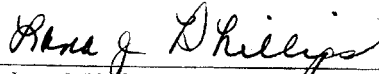
Description	Rate	% Total	Max Rate	Levied Amt.	Taxable Amt	Overlap Amt	Extension
TGAR GARFIELD TWP ROAD							
ROAD AND BRIDGE	0.22294	93.01	0.66000	32,264	14,472,688	0	32,265.40
BRIDGES	0.00070	0.29	0.05000	100	14,472,688	0	101.31
LIABILITY INS R & B	0.02041	8.52	0.00000	2,953	14,472,688	0	2,953.88
SOCIAL SECURITY R&B	0.00173	0.72	0.00000	250	14,472,688	0	250.38
PRIOR YEAR ADJUSTMENT	-0.00609	-2.54	0.00000	-882	14,472,688	0	-881.39
	0.23969			\$34,685			34,689.58

State of Illinois }
County of Grundy }

COPY

I, Lana J. Phillips, County Clerk in and for the County of Grundy, do hereby
CERTIFY that the foregoing is a true and complete copy of the VALUATIONS, RATES, and EXTENSIONS for the
above named taxing district for the TAXABLE year 2010.

Given under my hand and the official seal of my office at Morris, Illinois 60450 on May 25, 2011


Lana J. Phillips, Grundy County Clerk



* This year extension is more than 5% and no public hearing date has been held for the district
** This year's rate is more than +/- 10% compared to last year's rate.

5/20/2011
9:48:25AM

Tax District Sheet - Tax Year 2010


Grundy County

Description	Levy	Total	Residential	Farm	Commercial	Industrial	Rail Road	Mineral	Rate
TTGF GOODFARM TWP		20,141,194	5,240,870	6,293,601	3,023,670	5,323,604	259,449	0	
CORPORATE	69,034	69,036.02	17,963.62	21,571.97	10,363.94	18,247.20	889.29	0.00	0.34276
SOCIAL SECURITY	3,314	3,315.24	862.65	1,035.91	497.70	876.27	42.71	0.00	0.01646
GENERAL ASSISTANCE	1,324	1,325.29	344.85	414.12	198.96	350.29	17.07	0.00	0.00658
	73,672	73,676.55	19,171.12	23,022.00	11,060.60	19,473.76	949.07	0.00	0.36580


State of Illinois }
County of Grundy }

I, Lana J. Phillips, County Clerk in and for the County of Grundy, do hereby
CERTIFY that the foregoing is a true and complete copy of the VALUATIONS, RATES, and EXTENSIONS for the
above named taxing district for the TAXABLE year 2010.

Given under my hand and the official seal of my office at Morris, Illinois 60450 on May 25, 2011


Lana J. Phillips, Grundy County Clerk

COPY



5/20/2011
9:53:24AM

Tax Rate Extension Report - Tax Year 2010

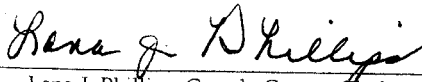
Grundy County


Description	Rate	% Total	Max Rate	Levied Amt.	Taxable Amt	Overlap Amt	Extension
TTGF GOODFARM TWP							
CORPORATE	0.34276	93.70	0.36000	69,034	20,141,194	0	69,036.02
SOCIAL SECURITY	0.01646	4.50	0.00000	3,314	20,141,194	0	3,315.24
GENERAL ASSISTANCE	0.00658	1.80	0.10000	1,324	20,141,194	0	1,325.29
	0.36580			\$73,672			73,676.55

State of Illinois }
County of Grundy }

COPY

I, Lana J. Phillips, County Clerk in and for the County of Grundy, do hereby
CERTIFY that the foregoing is a true and complete copy of the VALUATIONS, RATES, and EXTENSIONS for the
above named taxing district for the TAXABLE year 2010.
Given under my hand and the official seal of my office at Morris, Illinois 60450 on May 25, 2011


Lana J. Phillips, Grundy County Clerk



* This year extension is more than 5% and no public hearing date has been held for the district
** This year's rate is more than +/- 10% compared to last year's rate.

5/20/2011
9:48:25AM

Tax District Sheet - Tax Year 2010

Grundy County

Description	Levy	Total	Residential	Farm	Commercial	Industrial	Rail Road	Mineral	Rate
TGFR GOODFARM TWP ROAD		20,141,194	5,240,870	6,293,601	3,023,670	5,323,604	259,449	0	
ROAD AND BRIDGE	54,046	54,046.91	14,063.36	16,888.25	8,113.72	14,285.37	696.21	0.00	0.26834
BRIDGES	8,952	8,952.77	2,329.57	2,797.51	1,344.02	2,366.34	115.33	0.00	0.04445
	62,998	62,999.68	16,392.93	19,685.76	9,457.74	16,651.71	811.54	0.00	0.31279

State of Illinois }
County of Grundy }


COPY

I, Lana J. Phillips, County Clerk in and for the County of Grundy, do hereby
CERTIFY that the foregoing is a true and complete copy of the VALUATIONS, RATES, and EXTENSIONS for the
above named taxing district for the TAXABLE year 2010.

Given under my hand and the official seal of my office at Morris, Illinois 60450 on May 25, 2011

Lana J. Phillips

Lana J. Phillips, Grundy County Clerk



5/20/2011
9:53:24AM

Tax Rate Extension Report - Tax Year 2010

Grundy County

Description	Rate	% Total	Max Rate	Levied Amt.	Taxable Amt	Overlap Amt	Extension
TGFR GOODFARM TWP ROAD							
ROAD AND BRIDGE	0.26834	85.79	0.33000	54,046	20,141,194	0	54,046.91
BRIDGES	0.04445	14.21	0.05000	8,952	20,141,194	0	8,952.77
	0.31279			\$62,998			62,999.68

State of Illinois }
County of Grundy }


I, Lana J. Phillips, County Clerk in and for the County of Grundy, do hereby
CERTIFY that the foregoing is a true and complete copy of the VALUATIONS, RATES, and EXTENSIONS for the
above named taxing district for the TAXABLE year 2010.

Given under my hand and the official seal of my office at Morris, Illinois 60450 on May 25, 2011

Lana J. Phillips

Lana J. Phillips, Grundy County Clerk

COPY



* This year extension is more than 5% and no public hearing date has been held for the district
** This year's rate is more than +/- 10% compared to last year's rate.

5/20/2011
9:48:25AM

Tax District Sheet - Tax Year 2010

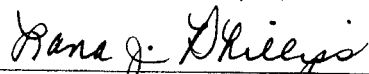
Grundy County

Description	Levy	Total	Residential	Farm	Commercial	Industrial	Rail Road	Mineral	Rate
TTGL GOOSE LAKE TWP		574,577,114	56,021,554	3,801,830	462,620	513,930,837	353,593	6,680	
CORPORATE	91,100	91,128.01	8,885.03	602.97	73.37	81,509.50	56.08	1.06	0.01586
GENERAL ASSISTANCE	4,700	4,711.54	459.38	31.18	3.79	4,214.24	2.90	0.05	0.00082
PRIOR YEAR ADJUSTMENT	-5	0.00	0.00	0.00	0.00	0.00	0.00	0.00	0.00000
	95,795	95,839.55	9,344.41	634.15	77.16	85,723.74	58.98	1.11	0.01668

State of Illinois }
County of Grundy }

I, Lana J. Phillips, County Clerk in and for the County of Grundy, do hereby
CERTIFY that the foregoing is a true and complete copy of the VALUATIONS, RATES, and EXTENSIONS for the
above named taxing district for the TAXABLE year 2010.

Given under my hand and the official seal of my office at Morris, Illinois 60450 on May 25, 2011


Lana J. Phillips, Grundy County Clerk

COPY



5/20/2011
9:53:24AM

Tax Rate Extension Report - Tax Year 2010

Grundy County


Description	Rate	% Total	Max Rate	Levied Amt.	Taxable Amt	Overlap Amt	Extension
TTGL GOOSE LAKE TWP							
CORPORATE	0.01586	95.08	0.25000	91,100	574,577,114	0	91,128.01
GENERAL ASSISTANCE	0.00082	4.92	0.10000	4,700	574,577,114	0	4,711.54
PRIOR YEAR ADJUSTMENT	0.00000	0.00	0.00000	-5	574,577,114	0	0.00
	0.01668			\$95,795			95,839.55


State of Illinois }
County of Grundy }

COPY

I, Lana J. Phillips, County Clerk in and for the County of Grundy, do hereby
CERTIFY that the foregoing is a true and complete copy of the VALUATIONS, RATES, and EXTENSIONS for the
above named taxing district for the TAXABLE year 2010.

Given under my hand and the official seal of my office at Morris, Illinois 60450 on May 25, 2011


Lana J. Phillips, Grundy County Clerk



* This year extension is more than 5% and no public hearing date has been held for the district
** This year's rate is more than +/- 10% compared to last year's rate.

5/20/2011
9:48:25AM

Tax District Sheet - Tax Year 2010

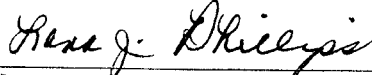
Grundy County

Description	Levy	Total	Residential	Farm	Commercial	Industrial	Rail Road	Mineral	Rate
TGLR GOOSE LAKE TWP ROAD		574,577,114	56,021,554	3,801,830	462,620	513,930,837	353,593	6,680	
ROAD AND BRIDGE	707,479	707,534.05	68,984.92	4,681.57	569.67	632,854.25	435.41	8.23	0.12314
AUDIT R & B	0	0.00	0.00	0.00	0.00	0.00	0.00	0.00	0.00000
LIABILITY INS R & B	0	0.00	0.00	0.00	0.00	0.00	0.00	0.00	0.00000
SOCIAL SECURITY R&B	0	0.00	0.00	0.00	0.00	0.00	0.00	0.00	0.00000
BRIDGES	0	0.00	0.00	0.00	0.00	0.00	0.00	0.00	0.00000
EQUIPMENT & BUILDING	0	0.00	0.00	0.00	0.00	0.00	0.00	0.00	0.00000
PRIOR YEAR ADJUSTMENT	-42	0.00	0.00	0.00	0.00	0.00	0.00	0.00	0.00000
	707,437	707,534.05	68,984.92	4,681.57	569.67	632,854.25	435.41	8.23	0.12314


State of Illinois }
County of Grundy }

I, Lana J. Phillips, County Clerk in and for the County of Grundy, do hereby
CERTIFY that the foregoing is a true and complete copy of the VALUATIONS, RATES, and EXTENSIONS for the
above named taxing district for the TAXABLE year 2010.

Given under my hand and the official seal of my office at Morris, Illinois 60450 on May 25, 2011


Lana J. Phillips, Grundy County Clerk

COPY



Tax Rate Extension Report - Tax Year 2010

5/20/2011
9:53:24AM

Grundy County

Description	Rate	% Total	Max Rate	Levied Amt.	Taxable Amt	Overlap Amt	Extension
TGLR GOOSE LAKE TWP ROAD							
ROAD AND BRIDGE	0.12314	100.00	0.16500	707,479	574,577,114	0	707,534.05
AUDIT R & B	0.00000	0.00	0.00500	0	574,577,114	0	0.00
LIABILITY INS R & B	0.00000	0.00	0.00000	0	574,577,114	0	0.00
SOCIAL SECURITY R&B	0.00000	0.00	0.00000	0	574,577,114	0	0.00
BRIDGES	0.00000	0.00	0.05000	0	574,577,114	0	0.00
EQUIPMENT & BUILDING	0.00000	0.00	0.03500	0	574,577,114	0	0.00
PRIOR YEAR ADJUSTMENT	0.00000	0.00	0.00000	-42	574,577,114	0	0.00
	0.12314			\$707,437			707,534.05

COPY

State of Illinois }
County of Grundy }

I, Lana J. Phillips, County Clerk in and for the County of Grundy, do hereby
CERTIFY that the foregoing is a true and complete copy of the VALUATIONS, RATES, and EXTENSIONS for the
above named taxing district for the TAXABLE year 2010.

Given under my hand and the official seal of my office at Morris, Illinois 60450 on May 25, 2011


Lana J. Phillips, Grundy County Clerk



* This year extension is more than 5% and no public hearing date has been held for the district
** This year's rate is more than +/- 10% compared to last year's rate.

Tax District Sheet - Tax Year 2010

Grundy County

5/20/2011

9:48:25AM

Description	Levy	Total	Residential	Farm	Commercial	Industrial	Rail Road	Mineral	Rate
TTGR GREENFIELD TWP		23,640,059	18,812,589	4,048,950	727,790	460	50,170	100	
CORPORATE	39,469	39,469.52	31,409.56	6,760.14	1,215.12	0.77	83.76	0.17	0.16696
TORT/LIABILITY INS	5,545	5,545.97	4,413.44	949.89	170.74	0.11	11.77	0.02	0.02346
SOCIAL SECURITY	1,200	1,200.92	955.68	205.69	36.97	0.02	2.55	0.01	0.00508
AUDIT	1,000	1,002.34	797.65	171.68	30.86	0.02	2.13	0.00	0.00424
GENERAL ASSISTANCE	3,700	3,702.04	2,946.05	634.07	113.97	0.07	7.86	0.02	0.01566
	50,914	50,920.79	40,522.38	8,721.47	1,567.66	0.99	108.07	0.22	0.21540


COPY

State of Illinois }
County of Grundy }

I, Lana J. Phillips, County Clerk in and for the County of Grundy, do hereby
CERTIFY that the foregoing is a true and complete copy of the VALUATIONS, RATES, and EXTENSIONS for the
above named taxing district for the TAXABLE year 2010.

Given under my hand and the official seal of my office at Morris, Illinois 60450 on May 25, 2011

Lana J. Phillips
Lana J. Phillips, Grundy County Clerk



5/20/2011
9:53:24AM

Tax Rate Extension Report - Tax Year 2010

Grundy County

Description	Rate	% Total	Max Rate	Levied Amt.	Taxable Amt	Overlap Amt	Extension
TTGR GREENFIELD TWP							
CORPORATE	0.16696	77.51	0.35000	39,469	23,640,059	0	39,469.52
TORT/LIABILITY INS	0.02346	10.89	0.00000	5,545	23,640,059	0	5,545.97
SOCIAL SECURITY	0.00508	2.36	0.00000	1,200	23,640,059	0	1,200.92
AUDIT	0.00424	1.97	0.00500	1,000	23,640,059	0	1,002.34
GENERAL ASSISTANCE	0.01566	7.27	0.10000	3,700	23,640,059	0	3,702.04
	0.21540			\$50,914			50,920.79

State of Illinois }
County of Grundy }


COPY

I, Lana J. Phillips, County Clerk in and for the County of Grundy, do hereby
CERTIFY that the foregoing is a true and complete copy of the VALUATIONS, RATES, and EXTENSIONS for the
above named taxing district for the TAXABLE year 2010.

Given under my hand and the official seal of my office at Morris, Illinois 60450 on May 25, 2011

Lana J. Phillips

Lana J. Phillips, Grundy County Clerk



* This year extension is more than 5% and no public hearing date has been held for the district
** This year's rate is more than +/- 10% compared to last year's rate.

5/20/2011
9:48:25AM

Tax District Sheet - Tax Year 2010

Grundy County

Description	Levy	Total	Residential	Farm	Commercial	Industrial	Rail Road	Mineral	Rate
TGRR GREENFIELD TWP ROAD		23,640,059	18,812,589	4,048,950	727,790	460	50,170	100	
ROAD AND BRIDGE	55,412	55,412.24	44,096.66	9,490.73	1,705.94	1.08	117.60	0.23	0.23440
BRIDGES	6,000	6,002.20	4,776.49	1,028.03	184.79	0.12	12.74	0.03	0.02539
EQUIPMENT & BUILDING	6,200	6,200.78	4,934.53	1,062.04	190.90	0.12	13.16	0.03	0.02623
ROAD DAMAGE	3,900	3,900.61	3,104.06	668.08	120.09	0.08	8.28	0.02	0.01650
LIABILITY INS R&B	1,500	1,501.14	1,194.59	257.11	46.21	0.03	3.19	0.01	0.00635
SOCIAL SECURITY R&B	1,000	1,002.34	797.65	171.68	30.86	0.02	2.13	0.00	0.00424
	74,012	74,019.31	58,903.98	12,677.67	2,278.79	1.45	157.10	0.32	0.31311

State of Illinois }
County of Grundy }


COPY

I, Lana J. Phillips, County Clerk in and for the County of Grundy, do hereby
CERTIFY that the foregoing is a true and complete copy of the VALUATIONS, RATES, and EXTENSIONS for the
above named taxing district for the TAXABLE year 2010.

Given under my hand and the official seal of my office at Morris, Illinois 60450 on May 25, 2011

Lana J. Phillips

Lana J. Phillips, Grundy County Clerk



5/20/2011
9:53:24AM

Tax Rate Extension Report - Tax Year 2010

Grundy County

Description	Rate	% Total	Max Rate	Levied Amt.	Taxable Amt	Overlap Amt	Extension
TGRR GREENFIELD TWP ROAD							
ROAD AND BRIDGE	0.23440	74.86	0.33000	55,412	23,640,059	0	55,412.24
BRIDGES	0.02539	8.11	0.05000	6,000	23,640,059	0	6,002.20
EQUIPMENT & BUILDING	0.02623	8.38	0.03500	6,200	23,640,059	0	6,200.78
ROAD DAMAGE	0.01650	5.27	0.03300	3,900	23,640,059	0	3,900.61
LIABILITY INS R & B	0.00635	2.03	0.00000	1,500	23,640,059	0	1,501.14
SOCIAL SECURITY R&B	0.00424	1.35	0.00000	1,000	23,640,059	0	1,002.34
	0.31311			\$74,012			74,019.31


State of Illinois }
County of Grundy }

COPY

I, Lana J. Phillips, County Clerk in and for the County of Grundy, do hereby
CERTIFY that the foregoing is a true and complete copy of the VALUATIONS, RATES, and EXTENSIONS for the
above named taxing district for the TAXABLE year 2010.

Given under my hand and the official seal of my office at Morris, Illinois 60450 on May 25, 2011

Lana J. Phillips
Lana J. Phillips, Grundy County Clerk



* This year extension is more than 5% and no public hearing date has been held for the district
** This year's rate is more than +/- 10% compared to last year's rate.

5/20/2011
9:48:25AM

Tax District Sheet - Tax Year 2010

Grundy County

Description	Levy	Total	Residential	Farm	Commercial	Industrial	Rail Road	Mineral	Rate
TTHI HIGHLAND TWP		9,832,725	3,201,650	6,095,190	249,330	0	286,555	0	
CORPORATE	35,722	35,722.25	11,631.58	22,143.81	905.81	0.00	1,041.05	0.00	0.36330
GENERAL ASSISTANCE	967	967.54	315.04	599.77	24.53	0.00	28.20	0.00	0.00984
	36,689	36,689.79	11,946.62	22,743.58	930.34	0.00	1,069.25	0.00	0.37314

State of Illinois }
County of Grundy }


COPY

I, Lana J. Phillips, County Clerk in and for the County of Grundy, do hereby
CERTIFY that the foregoing is a true and complete copy of the VALUATIONS, RATES, and EXTENSIONS for the
above named taxing district for the TAXABLE year 2010.

Given under my hand and the official seal of my office at Morris, Illinois 60450 on May 25, 2011

Lana J. Phillips

Lana J. Phillips, Grundy County Clerk



5/20/2011
9:53:24AM

Tax Rate Extension Report - Tax Year 2010

Grundy County

Description	Rate	% Total	Max Rate	Levied Amt.	Taxable Amt	Overlap Amt	Extension
TTHI HIGHLAND TWP							
CORPORATE	0.36330	97.36	0.45000	35,722	9,832,725	0	35,722.25
GENERAL ASSISTANCE	0.00984	2.64	0.10000	967	9,832,725	0	967.54
	0.37314			\$36,689			36,689.79

State of Illinois }
County of Grundy }

I, Lana J. Phillips, County Clerk in and for the County of Grundy, do hereby
CERTIFY that the foregoing is a true and complete copy of the VALUATIONS, RATES, and EXTENSIONS for the
above named taxing district for the TAXABLE year 2010.
Given under my hand and the official seal of my office at Morris, Illinois 60450 on May 25, 2011

Lana J. Phillips
Lana J. Phillips, Grundy County Clerk

COPY



* This year extension is more than 5% and no public hearing date has been held for the district
** This year's rate is more than +/- 10% compared to last year's rate.

5/20/2011
9:48:25AM

Tax District Sheet - Tax Year 2010


Grundy County

Description	Levy	Total	Residential	Farm	Commercial	Industrial	Rail Road	Mineral	Rate
THIR HIGHLAND TWP ROAD		9,832,725	3,201,650	6,095,190	249,330	0	286,555	0	
ROAD AND BRIDGE	67,190	64,895.94	21,130.88	40,228.22	1,645.58	0.00	1,891.26	0.00	0.66000
BRIDGES	5,079	4,916.36	1,600.82	3,047.60	124.66	0.00	143.28	0.00	0.05000
EQUIPMENT & BUILDING	519	519.17	169.05	321.83	13.16	0.00	15.13	0.00	0.00528
LIABILITY INS R&B	10,261	10,261.42	3,341.24	6,360.93	260.20	0.00	299.05	0.00	0.10436
SOCIAL SECURITY R&B	1,272	1,272.35	414.29	788.72	32.26	0.00	37.08	0.00	0.01294
	84,321	81,865.24	26,656.28	50,747.30	2,075.86	0.00	2,385.80	0.00	0.83258

State of Illinois }
County of Grundy }

I, Lana J. Phillips, County Clerk in and for the County of Grundy, do hereby
CERTIFY that the foregoing is a true and complete copy of the VALUATIONS, RATES, and EXTENSIONS for the
above named taxing district for the TAXABLE year 2010.
Given under my hand and the official seal of my office at Morris, Illinois 60450 on May 25, 2011

Lana J. Phillips
Lana J. Phillips, Grundy County Clerk



COPY

5/20/2011
9:53:24AM

Tax Rate Extension Report - Tax Year 2010

Grundy County


Description	Rate	% Total	Max Rate	Levied Amt.	Taxable Amt	Overlap Amt	Extension
THIR HIGHLAND TWP ROAD							
ROAD AND BRIDGE	0.66000	79.27	0.66000	67,190	9,832,725	0	64,895.94
BRIDGES	0.05000	6.01	0.05000	5,079	9,832,725	0	4,916.36
EQUIPMENT & BUILDING	0.00528	0.63	0.03500	519	9,832,725	0	519.17
LIABILITY INS R & B	0.10436	12.53	0.00000	10,261	9,832,725	0	10,261.42
SOCIAL SECURITY R&B	0.01294	1.55	0.00000	1,272	9,832,725	0	1,272.35
	0.83258			\$84,321			81,865.24

State of Illinois }
County of Grundy }

I, Lana J. Phillips, County Clerk in and for the County of Grundy, do hereby
CERTIFY that the foregoing is a true and complete copy of the VALUATIONS, RATES, and EXTENSIONS for the
above named taxing district for the TAXABLE year 2010.
Given under my hand and the official seal of my office at Morris, Illinois 60450 on May 25, 2011

Lana J. Phillips
Lana J. Phillips, Grundy County Clerk

COPY



* This year extension is more than 5% and no public hearing date has been held for the district
** This year's rate is more than +/- 10% compared to last year's rate.

5/20/2011
9:48:25AM

Tax District Sheet - Tax Year 2010

Grundy County

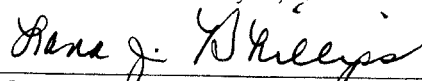
Description	Levy	Total	Residential	Farm	Commercial	Industrial	Rail Road	Mineral	Rate
TTME MAINE TWP		10,600,020	4,923,220	4,635,390	593,320	0	448,090	0	
CORPORATE	18,131	18,131.34	8,421.17	7,928.84	1,014.87	0.00	766.46	0.00	0.17105
GENERAL ASSISTANCE	850	850.12	394.84	371.76	47.58	0.00	35.94	0.00	0.00802
	18,981	18,981.46	8,816.01	8,300.60	1,062.45	0.00	802.40	0.00	0.17907


State of Illinois }
County of Grundy }

COPY

I, Lana J. Phillips, County Clerk in and for the County of Grundy, do hereby
CERTIFY that the foregoing is a true and complete copy of the VALUATIONS, RATES, and EXTENSIONS for the
above named taxing district for the TAXABLE year 2010.

Given under my hand and the official seal of my office at Morris, Illinois 60450 on May 25, 2011


Lana J. Phillips, Grundy County Clerk



Tax Rate Extension Report - Tax Year 2010

5/20/2011

9:53:24AM

Grundy County

Description	Rate	% Total	Max Rate	Levied Amt.	Taxable Amt	Overlap Amt	Extension
TTME MAINE TWP							
CORPORATE	0.17105	95.52	0.45000	18,131	10,600,020	0	18,131.34
GENERAL ASSISTANCE	0.00802	4.48	0.10000	850	10,600,020	0	850.12
	0.17907			\$18,981			18,981.46

State of Illinois }
County of Grundy }

I, Lana J. Phillips, County Clerk in and for the County of Grundy, do hereby
CERTIFY that the foregoing is a true and complete copy of the VALUATIONS, RATES, and EXTENSIONS for the
above named taxing district for the TAXABLE year 2010.

Given under my hand and the official seal of my office at Morris, Illinois 60450 on May 25, 2011

Lana J. Phillips

Lana J. Phillips, Grundy County Clerk

COPY



* This year extension is more than 5% and no public hearing date has been held for the district
** This year's rate is more than +/- 10% compared to last year's rate.

5/20/2011
9:48:25AM

Tax District Sheet - Tax Year 2010

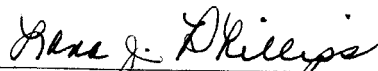
Grundy County

Description	Levy	Total	Residential	Farm	Commercial	Industrial	Rail Road	Mineral	Rate
TMER MAINE TWP ROAD		10,600,020	4,923,220	4,635,390	593,320	0	448,090	0	
ROAD AND BRIDGE	16,907	16,907.03	7,852.53	7,393.45	946.35	0.00	714.70	0.00	0.15950
BRIDGES	2,136	2,136.96	992.53	934.49	119.61	0.00	90.33	0.00	0.02016
EQUIPMENT & BUILDING	1,457	1,457.50	676.95	637.36	81.58	0.00	61.61	0.00	0.01375
PERMANENT ROAD	17,549	17,549.38	8,150.87	7,674.35	982.30	0.00	741.86	0.00	0.16556
	38,049	38,050.87	17,672.88	16,639.65	2,129.84	0.00	1,608.50	0.00	0.35897

State of Illinois }
County of Grundy }

I, Lana J. Phillips, County Clerk in and for the County of Grundy, do hereby
CERTIFY that the foregoing is a true and complete copy of the VALUATIONS, RATES, and EXTENSIONS for the
above named taxing district for the TAXABLE year 2010.

Given under my hand and the official seal of my office at Morris, Illinois 60450 on May 25, 2011


Lana J. Phillips, Grundy County Clerk

COPY



5/20/2011
9:53:24AM

Tax Rate Extension Report - Tax Year 2010

Grundy County


Description	Rate	% Total	Max Rate	Levied Amt.	Taxable Amt	Overlap Amt	Extension
TMER MAINE TWP ROAD							
ROAD AND BRIDGE	0.15950	44.43	0.33000	16,907	10,600,020	0	16,907.03
BRIDGES	0.02016	5.62	0.05000	2,136	10,600,020	0	2,136.96
EQUIPMENT & BUILDING	0.01375	3.83	0.03500	1,457	10,600,020	0	1,457.50
PERMANENT ROAD	0.16556	46.12	0.16700	17,549	10,600,020	0	17,549.38
	0.35897			\$38,049			38,050.87

State of Illinois }
County of Grundy }

00000

I, Lana J. Phillips, County Clerk in and for the County of Grundy, do hereby
CERTIFY that the foregoing is a true and complete copy of the VALUATIONS, RATES, and EXTENSIONS for the
above named taxing district for the TAXABLE year 2010.
Given under my hand and the official seal of my office at Morris, Illinois 60450 on May 25, 2011

Lana J. Phillips
Lana J. Phillips, Grundy County Clerk



* This year extension is more than 5% and no public hearing date has been held for the district
** This year's rate is more than +/- 10% compared to last year's rate.

Tax District Sheet - Tax Year 2010

5/20/2011

9:48:25AM

Grundy County

Description	Levy	Total	Residential	Farm	Commercial	Industrial	Rail Road	Mineral	Rate
TTMN MAZON TWP		37,537,836	23,460,527	8,879,320	4,066,049	275,028	856,912	0	
CORPORATE	50,800	50,803.63	31,751.44	12,017.25	5,502.98	372.22	1,159.74	0.00	0.13534
GENERAL ASSISTANCE	8,000	8,003.05	5,001.77	1,893.07	866.88	58.64	182.69	0.00	0.02132
	58,800	58,806.68	36,753.21	13,910.32	6,369.86	430.86	1,342.43	0.00	0.15666

COPY


State of Illinois }
County of Grundy }

I, Lana J. Phillips, County Clerk in and for the County of Grundy, do hereby
CERTIFY that the foregoing is a true and complete copy of the VALUATIONS, RATES, and EXTENSIONS for the
above named taxing district for the TAXABLE year 2010.

Given under my hand and the official seal of my office at Morris, Illinois 60450 on May 25, 2011

Lana J. Phillips

Lana J. Phillips, Grundy County Clerk



Tax Rate Extension Report - Tax Year 2010

5/20/2011

9:53:24AM

Grundy County

Description	Rate	% Total	Max Rate	Levied Amt.	Taxable Amt	Overlap Amt	Extension
TTMN MAZON TWP							
CORPORATE	0.13534	86.39	0.25000	50,800	37,537,836	0	50,803.63
GENERAL ASSISTANCE	0.02132	13.61	0.10000	8,000	37,537,836	0	8,003.05
	0.15666			\$58,800			58,806.68

State of Illinois }
County of Grundy }

I, Lana J. Phillips, County Clerk in and for the County of Grundy, do hereby
CERTIFY that the foregoing is a true and complete copy of the VALUATIONS, RATES, and EXTENSIONS for the
above named taxing district for the TAXABLE year 2010.

Given under my hand and the official seal of my office at Morris, Illinois 60450 on May 25, 2011

Lana J. Phillips

Lana J. Phillips, Grundy County Clerk

COPY



* This year extension is more than 5% and no public hearing date has been held for the district
** This year's rate is more than +/- 10% compared to last year's rate.

5/20/2011
9:48:25AM

Tax District Sheet - Tax Year 2010

Grundy County

Description	Levy	Total	Residential	Farm	Commercial	Industrial	Rail Road	Mineral	Rate
TMNR MAZON TWP ROAD		37,537,836	23,460,527	8,879,320	4,066,049	275,028	856,912	0	
ROAD AND BRIDGE	127,000	123,874.99	77,419.82	29,301.79	13,417.98	907.59	2,827.81	0.00	0.33000
BRIDGES	16,000	16,002.40	10,001.24	3,785.26	1,733.36	117.24	365.30	0.00	0.04263
	143,000	139,877.39	87,421.06	33,087.05	15,151.34	1,024.83	3,193.11	0.00	0.37263

State of Illinois }
County of Grundy }

I, Lana J. Phillips, County Clerk in and for the County of Grundy, do hereby
CERTIFY that the foregoing is a true and complete copy of the VALUATIONS, RATES, and EXTENSIONS for the
above named taxing district for the TAXABLE year 2010.

Given under my hand and the official seal of my office at Morris, Illinois 60450 on May 25, 2011


Lana J. Phillips, Grundy County Clerk

COPY



Tax Rate Extension Report - Tax Year 2010

5/20/2011

9:53:24AM

Grundy County

Description	Rate	% Total	Max Rate	Levied Amt.	Taxable Amt	Overlap Amt	Extension
TMNR MAZON TWP ROAD							
ROAD AND BRIDGE	0.33000	88.56	0.33000	127,000	37,537,836	0	123,874.99
BRIDGES	0.04263	11.44	0.05000	16,000	37,537,836	0	16,002.40
	0.37263			\$143,000			139,877.39

COPY


State of Illinois }
County of Grundy }

I, Lana J. Phillips, County Clerk in and for the County of Grundy, do hereby
CERTIFY that the foregoing is a true and complete copy of the VALUATIONS, RATES, and EXTENSIONS for the
above named taxing district for the TAXABLE year 2010.

Given under my hand and the official seal of my office at Morris, Illinois 60450 on May 25, 2011

Lana J. Phillips

Lana J. Phillips, Grundy County Clerk



* This year extension is more than 5% and no public hearing date has been held for the district
** This year's rate is more than +/- 10% compared to last year's rate.

5/20/2011
9:48:25AM

Tax District Sheet - Tax Year 2010

Grundy County

Description	Levy	Total	Residential	Farm	Commercial	Industrial	Rail Road	Mineral	Rate
TTMO MORRIS TWP		117,297,941	96,544,612	60,834	19,102,452	1,512,431	77,612	0	
CORPORATE	54,500	54,508.22	44,864.17	28.27	8,876.89	702.82	36.07	0.00	0.04647
GENERAL ASSISTANCE	3,000	3,002.82	2,471.53	1.56	489.02	38.72	1.99	0.00	0.00256
PRIOR YEAR ADJUSTMENT	-384	-375.35	-308.94	-0.19	-61.13	-4.84	-0.25	0.00	-0.00032
	57,116	57,135.69	47,026.76	29.64	9,304.78	736.70	37.81	0.00	0.04871


State of Illinois }
County of Grundy }

COPY

I, Lana J. Phillips, County Clerk in and for the County of Grundy, do hereby
CERTIFY that the foregoing is a true and complete copy of the VALUATIONS, RATES, and EXTENSIONS for the
above named taxing district for the TAXABLE year 2010.

Given under my hand and the official seal of my office at Morris, Illinois 60450 on May 25, 2011


Lana J. Phillips, Grundy County Clerk



5/20/2011
9:53:24AM

Tax Rate Extension Report - Tax Year 2010

Grundy County

Description	Rate	% Total	Max Rate	Levied Amt.	Taxable Amt	Overlap Amt	Extension
TTMO MORRIS TWP							
CORPORATE	0.04647	95.40	0.25000	54,500	117,297,941	0	54,508.22
GENERAL ASSISTANCE	0.00256	5.26	0.10000	3,000	117,297,941	0	3,002.82
PRIOR YEAR ADJUSTMENT	-0.00032	-0.66	0.00000	-384	117,297,941	0	-375.35
	0.04871			\$57,116			57,135.69

State of Illinois }
County of Grundy }


I, Lana J. Phillips, County Clerk in and for the County of Grundy, do hereby
CERTIFY that the foregoing is a true and complete copy of the VALUATIONS, RATES, and EXTENSIONS for the
above named taxing district for the TAXABLE year 2010.

Given under my hand and the official seal of my office at Morris, Illinois 60450 on May 25, 2011

Lana J. Phillips

Lana J. Phillips, Grundy County Clerk

COPY



* This year extension is more than 5% and no public hearing date has been held for the district
** This year's rate is more than +/- 10% compared to last year's rate.

5/20/2011
9:48:25AM

Tax District Sheet - Tax Year 2010

Grundy County

Description	Levy	Total	Residential	Farm	Commercial	Industrial	Rail Road	Mineral	Rate
TTNC NETTLE CREEK TWP		20,389,584	9,939,484	9,979,350	470,750	0	0	0	
CORPORATE	37,035	37,035.70	18,054.11	18,126.52	855.07	0.00	0.00	0.00	0.18164
GENERAL ASSISTANCE	1,000	1,001.13	488.03	489.99	23.11	0.00	0.00	0.00	0.00491
	38,035	38,036.83	18,542.14	18,616.51	878.18	0.00	0.00	0.00	0.18655

COPY


State of Illinois }
County of Grundy }

I, Lana J. Phillips, County Clerk in and for the County of Grundy, do hereby
CERTIFY that the foregoing is a true and complete copy of the VALUATIONS, RATES, and EXTENSIONS for the
above named taxing district for the TAXABLE year 2010.

Given under my hand and the official seal of my office at Morris, Illinois 60450 on May 25, 2011

Lana J. Phillips

Lana J. Phillips, Grundy County Clerk



Tax Rate Extension Report - Tax Year 2010

5/20/2011

9:53:24AM

Grundy County

Description	Rate	% Total	Max Rate	Levied Amt.	Taxable Amt	Overlap Amt	Extension
TTNC NETTLE CREEK TWP							
CORPORATE	0.18164	97.37	0.40000	37,035	20,389,584	0	37,035.70
GENERAL ASSISTANCE	0.00491	2.63	0.10000	1,000	20,389,584	0	1,001.13
	0.18655			\$38,035			38,036.83

State of Illinois }
County of Grundy }

COPY

I, Lana J. Phillips, County Clerk in and for the County of Grundy, do hereby
CERTIFY that the foregoing is a true and complete copy of the VALUATIONS, RATES, and EXTENSIONS for the
above named taxing district for the TAXABLE year 2010.

Given under my hand and the official seal of my office at Morris, Illinois 60450 on May 25, 2011


Lana J. Phillips, Grundy County Clerk



* This year extension is more than 5% and no public hearing date has been held for the district
** This year's rate is more than +/- 10% compared to last year's rate.

5/20/2011
9:48:25AM

Tax District Sheet - Tax Year 2010

Grundy County

Description	Levy	Total	Residential	Farm	Commercial	Industrial	Rail Road	Mineral	Rate
TNCR NETTLECREEK TWP ROAD		20,389,584	9,939,484	9,979,350	470,750	0	0	0	
ROAD AND BRIDGE	74,675	74,676.94	36,403.40	36,549.42	1,724.12	0.00	0.00	0.00	0.36625
BRIDGES	2,500	2,501.80	1,219.57	1,224.47	57.76	0.00	0.00	0.00	0.01227
	77,175	77,178.74	37,622.97	37,773.89	1,781.88	0.00	0.00	0.00	0.37852

State of Illinois }
County of Grundy }


I, Lana J. Phillips, County Clerk in and for the County of Grundy, do hereby
CERTIFY that the foregoing is a true and complete copy of the VALUATIONS, RATES, and EXTENSIONS for the
above named taxing district for the TAXABLE year 2010.

Given under my hand and the official seal of my office at Morris, Illinois 60450 on May 25, 2011

Lana J. Phillips

Lana J. Phillips, Grundy County Clerk

COPY



5/20/2011
9:53:24AM

Tax Rate Extension Report - Tax Year 2010

Grundy County


Description	Rate	% Total	Max Rate	Levied Amt.	Taxable Amt	Overlap Amt	Extension
TNCR NETTLECREEK TWP ROAD							
ROAD AND BRIDGE	0.36625	96.76	0.66000	74,675	20,389,584	0	74,676.94
BRIDGES	0.01227	3.24	0.05000	2,500	20,389,584	0	2,501.80
	0.37852			\$77,175			77,178.74


COPY

State of Illinois }
County of Grundy }

I, Lana J. Phillips, County Clerk in and for the County of Grundy, do hereby
CERTIFY that the foregoing is a true and complete copy of the VALUATIONS, RATES, and EXTENSIONS for the
above named taxing district for the TAXABLE year 2010.

Given under my hand and the official seal of my office at Morris, Illinois 60450 on May 25, 2011


Lana J. Phillips, Grundy County Clerk



* This year extension is more than 5% and no public hearing date has been held for the district
** This year's rate is more than +/- 10% compared to last year's rate.

5/20/2011
9:48:25AM

Tax District Sheet - Tax Year 2010

Grundy County

Description	Levy	Total	Residential	Farm	Commercial	Industrial	Rail Road	Mineral	Rate
TTNO NORMAN TWP		16,555,702	6,212,440	3,945,978	309,410	5,969,640	118,234	0	
CORPORATE	52,677	52,678.60	19,767.37	12,555.71	984.51	18,994.80	376.21	0.00	0.31819
SOCIAL SECURITY	2,600	2,600.90	975.98	619.91	48.61	937.83	18.57	0.00	0.01571
GENERAL ASSISTANCE	5,750	5,751.45	2,158.21	1,370.83	107.49	2,073.85	41.07	0.00	0.03474
I.M.R.F	0	0.00	0.00	0.00	0.00	0.00	0.00	0.00	0.00000
	61,027	61,030.95	22,901.56	14,546.45	1,140.61	22,006.48	435.85	0.00	0.36864

State of Illinois }
County of Grundy }


I, Lana J. Phillips, County Clerk in and for the County of Grundy, do hereby
CERTIFY that the foregoing is a true and complete copy of the VALUATIONS, RATES, and EXTENSIONS for the
above named taxing district for the TAXABLE year 2010.

Given under my hand and the official seal of my office at Morris, Illinois 60450 on May 25, 2011

Lana J. Phillips

Lana J. Phillips, Grundy County Clerk

COPY



5/20/2011
9:53:24AM

Tax Rate Extension Report - Tax Year 2010

Grundy County

Description	Rate	% Total	Max Rate	Levied Amt.	Taxable Amt	Overlap Amt	Extension
TTNO NORMAN TWP							
CORPORATE	0.31819	86.31	0.43000	52,677	16,555,702	0	52,678.60
SOCIAL SECURITY	0.01571	4.26	0.00000	2,600	16,555,702	0	2,600.90
GENERAL ASSISTANCE	0.03474	9.42	0.10000	5,750	16,555,702	0	5,751.45
I.M.R.F	0.00000	0.00	0.00000	0	16,555,702	0	0.00
	0.36864			\$61,027			61,030.95

COPY


State of Illinois }
County of Grundy }

I, Lana J. Phillips, County Clerk in and for the County of Grundy, do hereby
CERTIFY that the foregoing is a true and complete copy of the VALUATIONS, RATES, and EXTENSIONS for the
above named taxing district for the TAXABLE year 2010.

Given under my hand and the official seal of my office at Morris, Illinois 60450 on May 25, 2011

Lana J. Phillips

Lana J. Phillips, Grundy County Clerk



* This year extension is more than 5% and no public hearing date has been held for the district
** This year's rate is more than +/- 10% compared to last year's rate.

5/20/2011
9:48:25AM

Tax District Sheet - Tax Year 2010

Grundy County

Description	Levy	Total	Residential	Farm	Commercial	Industrial	Rail Road	Mineral	Rate
TNOR NORMAN TWP ROAD		16,555,702	6,212,440	3,945,978	309,410	5,969,640	118,234	0	
ROAD AND BRIDGE	57,997	54,633.89	20,501.09	13,021.74	1,021.05	19,699.84	390.17	0.00	0.33000
BRIDGES	7,143	7,143.80	2,680.68	1,702.69	133.51	2,575.90	51.02	0.00	0.04315
SOCIAL SECURITY R&B	1,240	1,240.02	465.31	295.55	23.17	447.13	8.86	0.00	0.00749
	66,380	63,017.71	23,647.08	15,019.98	1,177.73	22,722.87	450.05	0.00	0.38064

State of Illinois }
County of Grundy }


I, Lana J. Phillips, County Clerk in and for the County of Grundy, do hereby
CERTIFY that the foregoing is a true and complete copy of the VALUATIONS, RATES, and EXTENSIONS for the
above named taxing district for the TAXABLE year 2010.

Given under my hand and the official seal of my office at Morris, Illinois 60450 on May 25, 2011

Lana J. Phillips

Lana J. Phillips, Grundy County Clerk

COPY



Tax Rate Extension Report - Tax Year 2010

5/20/2011

9:53:24AM

Grundy County

Description	Rate	% Total	Max Rate	Levied Amt.	Taxable Amt	Overlap Amt	Extension
TNOR NORMAN TWP ROAD							
ROAD AND BRIDGE	0.33000	86.70	0.33000	57,997	16,555,702	0	54,633.89
BRIDGES	0.04315	11.34	0.05000	7,143	16,555,702	0	7,143.80
SOCIAL SECURITY R&B	0.00749	1.97	0.00000	1,240	16,555,702	0	1,240.02
	0.38064			\$66,380			63,017.71

COPY

State of Illinois }
County of Grundy }

I, Lana J. Phillips, County Clerk in and for the County of Grundy, do hereby
CERTIFY that the foregoing is a true and complete copy of the VALUATIONS, RATES, and EXTENSIONS for the
above named taxing district for the TAXABLE year 2010.

Given under my hand and the official seal of my office at Morris, Illinois 60450 on May 25, 2011

Lana J. Phillips

Lana J. Phillips, Grundy County Clerk



* This year extension is more than 5% and no public hearing date has been held for the district

** This year's rate is more than +/- 10% compared to last year's rate.

5/20/2011
9:48:25AM

Tax District Sheet - Tax Year 2010

Grundy County


Description	Levy	Total	Residential	Farm	Commercial	Industrial	Rail Road	Mineral	Rate
TTSA SARATOGA TWP		183,598,260	105,756,845	7,735,334	40,599,546	29,379,910	126,625	0	
CORPORATE	69,300	69,308.42	39,923.25	2,920.09	15,326.35	11,090.93	47.80	0.00	0.03775
GENERAL ASSISTANCE	100	110.16	63.45	4.64	24.36	17.63	0.08	0.00	0.00006
PRIOR YEAR ADJUSTMENT	-320	-312.12	-179.79	-13.15	-69.02	-49.95	-0.21	0.00	-0.00017
	69,080	69,106.46	39,806.91	2,911.58	15,281.69	11,058.61	47.67	0.00	0.03764


State of Illinois }
County of Grundy }

COPY

I, Lana J. Phillips, County Clerk in and for the County of Grundy, do hereby
CERTIFY that the foregoing is a true and complete copy of the VALUATIONS, RATES, and EXTENSIONS for the
above named taxing district for the TAXABLE year 2010.

Given under my hand and the official seal of my office at Morris, Illinois 60450 on May 25, 2011


Lana J. Phillips, Grundy County Clerk



5/20/2011
9:53:24AM

Tax Rate Extension Report - Tax Year 2010

Grundy County

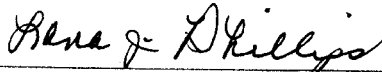
Description	Rate	% Total	Max Rate	Levied Amt.	Taxable Amt	Overlap Amt	Extension
TTSA SARATOGA TWP							
CORPORATE	0.03775	100.29	0.25000	69,300	183,598,260	0	69,308.42
GENERAL ASSISTANCE	0.00006	0.16	0.10000	100	183,598,260	0	110.16
PRIOR YEAR ADJUSTMENT	-0.00017	-0.45	0.00000	-320	183,598,260	0	-312.12
	0.03764			\$69,080			69,106.46


State of Illinois }
County of Grundy }

COPY

I, Lana J. Phillips, County Clerk in and for the County of Grundy, do hereby
CERTIFY that the foregoing is a true and complete copy of the VALUATIONS, RATES, and EXTENSIONS for the
above named taxing district for the TAXABLE year 2010.

Given under my hand and the official seal of my office at Morris, Illinois 60450 on May 25, 2011


Lana J. Phillips, Grundy County Clerk



* This year extension is more than 5% and no public hearing date has been held for the district
** This year's rate is more than +/- 10% compared to last year's rate.

Tax District Sheet - Tax Year 2010

Grundy County


5/20/2011
9:48:25AM

Description	Levy	Total	Residential	Farm	Commercial	Industrial	Rail Road	Mineral	Rate
TSAR SARATOGA TWP ROAD		183,598,260	105,756,845	7,735,334	40,599,546	29,379,910	126,625	0	
ROAD AND BRIDGE	67,000	40,942.35	23,583.73	1,724.98	9,053.69	6,551.71	28.24	0.00	0.02230
BRIDGES	100	110.16	63.45	4.64	24.36	17.63	0.08	0.00	0.00006
PERMANENT ROAD	230,000	230,011.53	132,491.96	9,690.81	50,863.03	36,807.09	158.64	0.00	0.12528
PRIOR YEAR ADJUSTMENT	-1,307	-1,303.55	-750.87	-54.92	-288.26	-208.60	-0.90	0.00	-0.00071
	295,793	269,760.49	155,388.27	11,365.51	59,652.82	43,167.83	186.06	0.00	0.14693

State of Illinois }
County of Grundy }

I, Lana J. Phillips, County Clerk in and for the County of Grundy, do hereby
CERTIFY that the foregoing is a true and complete copy of the VALUATIONS, RATES, and EXTENSIONS for the
above named taxing district for the TAXABLE year 2010.

Given under my hand and the official seal of my office at Morris, Illinois 60450 on May 25, 2011


Lana J. Phillips, Grundy County Clerk

COPY



5/20/2011
9:53:24AM

Tax Rate Extension Report - Tax Year 2010

Grundy County


Description	Rate	% Total	Max Rate	Levied Amt.	Taxable Amt	Overlap Amt	Extension
TSAR SARATOGA TWP ROAD							
ROAD AND BRIDGE	0.02230	22.65	0.33000	67,000	183,598,260	0	40,942.35
BRIDGES	0.00006	0.04	0.05000	100	183,598,260	0	110.16
PERMANENT ROAD	0.12528	77.75	0.16700	230,000	183,598,260	0	230,011.53
PRIOR YEAR ADJUSTMENT	-0.00071	-0.44	0.00000	-1,307	183,598,260	0	-1,303.55
	0.14693			\$295,793			269,760.49

COPY

State of Illinois }
County of Grundy }

I, Lana J. Phillips, County Clerk in and for the County of Grundy, do hereby
CERTIFY that the foregoing is a true and complete copy of the VALUATIONS, RATES, and EXTENSIONS for the
above named taxing district for the TAXABLE year 2010.
Given under my hand and the official seal of my office at Morris, Illinois 60450 on May 25, 2011

Lana J. Phillips
Lana J. Phillips, Grundy County Clerk



* This year extension is more than 5% and no public hearing date has been held for the district
** This year's rate is more than +/- 10% compared to last year's rate.

Tax District Sheet - Tax Year 2010

Grundy County

5/20/2011

9:48:25AM

Description	Levy	Total	Residential	Farm	Commercial	Industrial	Rail Road	Mineral	Rate
TTVI VIENNA TWP		20,212,575	9,736,754	9,345,620	385,400	6,770	738,031	0	
CORPORATE	49,896	49,896.81	24,036.17	23,070.62	951.40	16.71	1,821.91	0.00	0.24686
GENERAL ASSISTANCE	7,000	7,001.64	3,372.82	3,237.32	133.50	2.35	255.65	0.00	0.03464
	56,896	56,898.45	27,408.99	26,307.94	1,084.90	19.06	2,077.56	0.00	0.28150

COPY


State of Illinois }
County of Grundy }

I, Lana J. Phillips, County Clerk in and for the County of Grundy, do hereby
CERTIFY that the foregoing is a true and complete copy of the VALUATIONS, RATES, and EXTENSIONS for the
above named taxing district for the TAXABLE year 2010.

Given under my hand and the official seal of my office at Morris, Illinois 60450 on May 25, 2011

Lana J. Phillips

Lana J. Phillips, Grundy County Clerk



Tax Rate Extension Report - Tax Year 2010

5/20/2011

9:53:24AM

Grundy County

Description	Rate	% Total	Max Rate	Levied Amt.	Taxable Amt	Overlap Amt	Extension
TTVI VIENNA TWP							
CORPORATE	0.24686	87.69	0.40000	49,896	20,212,575	0	49,896.81
GENERAL ASSISTANCE	0.03464	12.31	0.10000	7,000	20,212,575	0	7,001.64
	0.28150			\$56,896			56,898.45

State of Illinois }
County of Grundy }


COPY

I, Lana J. Phillips, County Clerk in and for the County of Grundy, do hereby
CERTIFY that the foregoing is a true and complete copy of the VALUATIONS, RATES, and EXTENSIONS for the
above named taxing district for the TAXABLE year 2010.

Given under my hand and the official seal of my office at Morris, Illinois 60450 on May 25, 2011

Lana J. Phillips

Lana J. Phillips, Grundy County Clerk



- * This year extension is more than 5% and no public hearing date has been held for the district
- ** This year's rate is more than +/- 10% compared to last year's rate.

Tax District Sheet - Tax Year 2010

5/20/2011

9:48:25AM

Grundy County

Description	Levy	Total	Residential	Farm	Commercial	Industrial	Rail Road	Mineral	Rate
TVIR VIENNA TWP ROAD		20,212,575	9,736,754	9,345,620	385,400	6,770	738,031	0	
ROAD AND BRIDGE	120,610	120,610.52	58,100.21	55,766.28	2,299.72	40.40	4,403.91	0.00	0.59671
BRIDGES	9,293	9,293.75	4,476.96	4,297.12	177.21	3.11	339.35	0.00	0.04598
	129,903	129,904.27	62,577.17	60,063.40	2,476.93	43.51	4,743.26	0.00	0.64269

COPY


State of Illinois }
County of Grundy }

I, Lana J. Phillips, County Clerk in and for the County of Grundy, do hereby
CERTIFY that the foregoing is a true and complete copy of the VALUATIONS, RATES, and EXTENSIONS for the
above named taxing district for the TAXABLE year 2010.

Given under my hand and the official seal of my office at Morris, Illinois 60450 on May 25, 2011

Lana J. Phillips

Lana J. Phillips, Grundy County Clerk



Tax Rate Extension Report - Tax Year 2010

5/20/2011

9:53:24AM

Grundy County

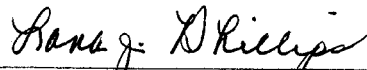
Description	Rate	% Total	Max Rate	Levied Amt.	Taxable Amt	Overlap Amt	Extension
TVIR VIENNA TWP ROAD							
ROAD AND BRIDGE	0.59671	92.85	0.66000	120,610	20,212,575	0	120,610.52
BRIDGES	0.04598	7.15	0.05000	9,293	20,212,575	0	9,293.75
	0.64269			\$129,903			129,904.27


COPY

State of Illinois }
County of Grundy }

I, Lana J. Phillips, County Clerk in and for the County of Grundy, do hereby
CERTIFY that the foregoing is a true and complete copy of the VALUATIONS, RATES, and EXTENSIONS for the
above named taxing district for the TAXABLE year 2010.

Given under my hand and the official seal of my office at Morris, Illinois 60450 on May 25, 2011


Lana J. Phillips, Grundy County Clerk



* This year extension is more than 5% and no public hearing date has been held for the district

** This year's rate is more than +/- 10% compared to last year's rate.

Tax District Sheet - Tax Year 2010

5/20/2011

9:48:25AM

Grundy County

Description	Levy	Total	Residential	Farm	Commercial	Industrial	Rail Road	Mineral	Rate
TTWA WAUPONSEE TWP		61,006,149	50,753,349	6,282,190	2,835,710	1,134,900	0	0	
CORPORATE	43,520	43,521.74	36,207.40	4,481.71	2,022.99	809.64	0.00	0.00	0.07134
SOCIAL SECURITY	3,398	3,398.04	2,826.96	349.92	157.95	63.21	0.00	0.00	0.00557
GENERAL ASSISTANCE	2,528	2,531.75	2,106.26	260.71	117.68	47.10	0.00	0.00	0.00415
	49,446	49,451.53	41,140.62	5,092.34	2,298.62	919.95	0.00	0.00	0.08106

State of Illinois }
County of Grundy }


COPY

I, Lana J. Phillips, County Clerk in and for the County of Grundy, do hereby
CERTIFY that the foregoing is a true and complete copy of the VALUATIONS, RATES, and EXTENSIONS for the
above named taxing district for the TAXABLE year 2010.

Given under my hand and the official seal of my office at Morris, Illinois 60450 on May 25, 2011

Lana J. Phillips

Lana J. Phillips, Grundy County Clerk



Tax Rate Extension Report - Tax Year 2010

5/20/2011

9:53:24AM

Grundy County

Description	Rate	% Total	Max Rate	Levied Amt.	Taxable Amt	Overlap Amt	Extension
TTWA WAUPONSEE TWP							
CORPORATE	0.07134	88.01	0.25000	43,520	61,006,149	0	43,521.74
SOCIAL SECURITY	0.00557	6.87	0.00000	3,398	61,006,149	0	3,398.04
GENERAL ASSISTANCE	0.00415	5.12	0.10000	2,528	61,006,149	0	2,531.75
	0.08106			\$49,446			49,451.53

COPY

State of Illinois }
County of Grundy }

I, Lana J. Phillips, County Clerk in and for the County of Grundy, do hereby
CERTIFY that the foregoing is a true and complete copy of the VALUATIONS, RATES, and EXTENSIONS for the
above named taxing district for the TAXABLE year 2010.

Given under my hand and the official seal of my office at Morris, Illinois 60450 on May 25, 2011

Lana J. Phillips

Lana J. Phillips, Grundy County Clerk



* This year extension is more than 5% and no public hearing date has been held for the district

** This year's rate is more than +/- 10% compared to last year's rate.

Tax District Sheet - Tax Year 2010

Grundy County


5/20/2011
9:48:25AM

Description	Levy	Total	Residential	Farm	Commercial	Industrial	Rail Road	Mineral	Rate
TWAR WAUPONSEE TWP ROAD		61,006,149	50,753,349	6,282,190	2,835,710	1,134,900	0	0	
ROAD AND BRIDGE	345,344	345,349.68	287,309.61	35,562.85	16,052.67	6,424.55	0.00	0.00	0.56609
SOCIAL SECURITY R&B	3,392	3,398.04	2,826.96	349.92	157.95	63.21	0.00	0.00	0.00557
	348,736	348,747.72	290,136.57	35,912.77	16,210.62	6,487.76	0.00	0.00	0.57166

COPY

State of Illinois }
County of Grundy }

I, Lana J. Phillips, County Clerk in and for the County of Grundy, do hereby
CERTIFY that the foregoing is a true and complete copy of the VALUATIONS, RATES, and EXTENSIONS for the
above named taxing district for the TAXABLE year 2010.
Given under my hand and the official seal of my office at Morris, Illinois 60450 on May 25, 2011


Lana J. Phillips, Grundy County Clerk



Tax Rate Extension Report - Tax Year 2010

5/20/2011

9:53:24AM

Grundy County

Description	Rate	% Total	Max Rate	Levied Amt.	Taxable Amt	Overlap Amt	Extension
TWAR WAUPONSEE TWP ROAD							
ROAD AND BRIDGE	0.56609	99.03	0.66000	345,344	61,006,149	0	345,349.68
SOCIAL SECURITY R&B	0.00557	0.97	0.00000	3,392	61,006,149	0	3,398.04
	0.57166			\$348,736			348,747.72

COPY

State of Illinois }
County of Grundy }

I, Lana J. Phillips, County Clerk in and for the County of Grundy, do hereby
CERTIFY that the foregoing is a true and complete copy of the VALUATIONS, RATES, and EXTENSIONS for the
above named taxing district for the TAXABLE year 2010.

Given under my hand and the official seal of my office at Morris, Illinois 60450 on May 25, 2011

Lana J. Phillips

Lana J. Phillips, Grundy County Clerk



* This year extension is more than 5% and no public hearing date has been held for the district

** This year's rate is more than +/- 10% compared to last year's rate.

Tax District Sheet - Tax Year 2010

Grundy County

5/20/2011
9:48:35AM


Description	Levy	Total	Residential	Farm	Commercial	Industrial	Rail Road	Mineral	Rate
U001 COAL CITY UNIT 1		795,039,932	250,712,601	10,818,683	22,790,160	508,682,773	2,028,865	6,850	
EDUCATION	14,627,205	14,626,826.85	4,612,510.21	199,037.81	419,284.25	9,358,542.31	37,326.25	126.02	1.83976
BONDS AND INTEREST	2,898,894	2,898,874.64	914,148.30	39,447.08	83,097.48	1,854,759.15	7,397.65	24.98	0.36462
OPERATONS & MAINT	3,177,432	3,177,377.13	1,001,972.92	43,236.87	91,080.88	2,032,950.72	8,108.36	27.38	0.39965
I.M.R.F	278,069	278,104.97	87,699.27	3,784.38	7,972.00	177,937.22	709.70	2.40	0.03498
TRANSPORTATION	1,469,791	1,469,790.34	463,492.39	20,000.50	42,132.17	940,401.86	3,750.76	12.66	0.18487
WORKING CASH	7,945	7,950.40	2,507.13	108.19	227.90	5,086.82	20.29	0.07	0.00100
FIRE PREVENT/SAFETY	15,890	15,900.80	5,014.25	216.37	455.80	10,173.66	40.58	0.14	0.00200
SPECIAL EDUCATION	278,069	278,104.97	87,699.27	3,784.38	7,972.00	177,937.22	709.70	2.40	0.03498
SOCIAL SECURITY	337,655	337,653.46	106,477.64	4,594.69	9,678.98	216,037.58	861.66	2.91	0.04247
TORT/LIABILITY INS	7,944	7,950.40	2,507.13	108.19	227.90	5,086.82	20.29	0.07	0.00100
LEASE PBC	0	0.00	0.00	0.00	0.00	0.00	0.00	0.00	0.00000
PRIOR YEAR ADJUSTMENT	-963	-954.05	-300.86	-12.98	-27.35	-610.42	-2.43	-0.01	-0.00012
	23,097,931	23,097,579.91	7,283,727.65	314,305.48	662,102.01	14,778,302.94	58,942.81	199.02	2.90521

COPY

State of Illinois }
County of Grundy }

I, Lana J. Phillips, County Clerk in and for the County of Grundy, do hereby
CERTIFY that the foregoing is a true and complete copy of the VALUATIONS, RATES, and EXTENSIONS for the
above named taxing district for the TAXABLE year 2010.
Given under my hand and the official seal of my office at Morris, Illinois 60450 on May 25, 2011

Lana J. Phillips
Lana J. Phillips, Grundy County Clerk



Tax Rate Extension Report - Tax Year 2010

5/20/2011
9:53:24AM

Grundy County

Description	Rate	% Total	Max Rate	Levied Amt.	Taxable Amt	Overlap Amt	Extension
U001 COAL CITY UNIT I							
EDUCATION	1.83976	63.33	2.00000	14,627,205	795,039,932	24,578	14,626,826.85
BONDS AND INTEREST	0.36462	12.55	0.00000	2,898,894	795,039,932	24,578	2,898,874.64
OPERATONS & MAINT	0.39965	13.76	0.50000	3,177,432	795,039,932	24,578	3,177,377.13
I.M.R.F	0.03498	1.20	0.00000	278,069	795,039,932	24,578	278,104.97
TRANSPORTATION	0.18487	6.36	0.20000	1,469,791	795,039,932	24,578	1,469,790.34
WORKING CASH	0.00100	0.03	0.05000	7,945	795,039,932	24,578	7,950.40
FIRE PREVENT/SAFETY	0.00200	0.07	0.05000	15,890	795,039,932	24,578	15,900.80
SPECIAL EDUCATION	0.03498	1.20	0.04000	278,069	795,039,932	24,578	278,104.97
SOCIAL SECURITY	0.04247	1.46	0.00000	337,655	795,039,932	24,578	337,653.46
TORT/LIABILITY INS	0.00100	0.03	0.00000	7,944	795,039,932	24,578	7,950.40
LEASE PBC	0.00000	0.00	0.05000	0	795,039,932	24,578	0.00
PRIOR YEAR ADJUSTMENT	-0.00012	0.00	0.00000	-963	795,039,932	24,578	-954.05
	2.90521			\$23,097,931			23,097,579.91


COPY

State of Illinois }
County of Grundy }

I, Lana J. Phillips, County Clerk in and for the County of Grundy, do hereby
CERTIFY that the foregoing is a true and complete copy of the VALUATIONS, RATES, and EXTENSIONS for the
above named taxing district for the TAXABLE year 2010.

Given under my hand and the official seal of my office at Morris, Illinois 60450 on May 25, 2011

Lana J. Phillips
Lana J. Phillips, Grundy County Clerk



* This year extension is more than 5% and no public hearing date has been held for the district

** This year's rate is more than +/- 10% compared to last year's rate.

Tax District Sheet - Tax Year 2010

Grundy County

5/20/2011

9:48:25AM

Description	Levy	Total	Residential	Farm	Commercial	Industrial	Rail Road	Mineral	Rate
U002 HERSCHER UNIT 2		2,051,935	618,345	1,433,590	0	0	0	0	
EDUCATION	7,840,600	62,584.03	18,859.53	43,724.50	0.00	0.00	0.00	0.00	3.05000
BONDS AND INTEREST	936,578	7,643.87	2,303.46	5,340.41	0.00	0.00	0.00	0.00	0.37252
OPERATIONS & MAINT	1,118,395	9,127.63	2,750.59	6,377.04	0.00	0.00	0.00	0.00	0.44483
I.M.R.F	345,000	2,815.67	848.49	1,967.18	0.00	0.00	0.00	0.00	0.13722
TRANSPORTATION	514,205	4,103.87	1,236.69	2,867.18	0.00	0.00	0.00	0.00	0.20000
WORKING CASH	128,560	1,025.97	309.17	716.80	0.00	0.00	0.00	0.00	0.05000
SPECIAL EDUCATION	102,840	820.77	247.34	573.43	0.00	0.00	0.00	0.00	0.04000
TORT/LIABILITY INS	300,000	2,448.58	737.87	1,710.71	0.00	0.00	0.00	0.00	0.11933
SOCIAL SECURITY	345,000	2,815.67	848.49	1,967.18	0.00	0.00	0.00	0.00	0.13722
FIRE PREVENT/SAFETY	128,000	1,025.97	309.17	716.80	0.00	0.00	0.00	0.00	0.05000
LEASE PBC	128,000	1,025.97	309.17	716.80	0.00	0.00	0.00	0.00	0.05000
	11,887,178	95,438.00	28,759.97	66,678.03	0.00	0.00	0.00	0.00	4.65112

COPY


State of Illinois }
County of Grundy }

I, Lana J. Phillips, County Clerk in and for the County of Grundy, do hereby
CERTIFY that the foregoing is a true and complete copy of the VALUATIONS, RATES, and EXTENSIONS for the
above named taxing district for the TAXABLE year 2010.

Given under my hand and the official seal of my office at Morris, Illinois 60450 on May 25, 2011

Lana J. Phillips

Lana J. Phillips, Grundy County Clerk



Tax Rate Extension Report - Tax Year 2010

5/20/2011
9:53:24AM

Grundy County


Description	Rate	% Total	Max Rate	Levied Amt.	Taxable Amt	Overlap Amt	Extension
U002 HERSCHER UNIT 2							
EDUCATION	3.05000	65.58	3.05000	7,840,600	2,051,935	249,370,801	62,584.03
BONDS AND INTEREST	0.37252	8.01	0.00000	936,578	2,051,935	249,370,801	7,643.87
OPERATIONS & MAINT	0.44483	9.56	0.50000	1,118,395	2,051,935	249,370,801	9,127.63
I.M.R.F	0.13722	2.95	0.00000	345,000	2,051,935	249,370,801	2,815.67
TRANSPORTATION	0.20000	4.30	0.20000	514,205	2,051,935	249,370,801	4,103.87
WORKING CASH	0.05000	1.08	0.05000	128,560	2,051,935	249,370,801	1,025.97
SPECIAL EDUCATION	0.04000	0.86	0.04000	102,840	2,051,935	249,370,801	820.77
TORT/LIABILITY INS	0.11933	2.57	0.00000	300,000	2,051,935	249,370,801	2,448.58
SOCIAL SECURITY	0.13722	2.95	0.00000	345,000	2,051,935	249,370,801	2,815.67
FIRE PREVENT/SAFETY	0.05000	1.08	0.05000	128,000	2,051,935	249,370,801	1,025.97
LEASE PBC	0.05000	1.08	0.05000	128,000	2,051,935	249,370,801	1,025.97
	4.65112			\$11,887,178			95,438.00

COPY

State of Illinois }
County of Grundy }

I, Lana J. Phillips, County Clerk in and for the County of Grundy, do hereby
CERTIFY that the foregoing is a true and complete copy of the VALUATIONS, RATES, and EXTENSIONS for the
above named taxing district for the TAXABLE year 2010.
Given under my hand and the official seal of my office at Morris, Illinois 60450 on May 25, 2011

Lana J. Phillips
Lana J. Phillips, Grundy County Clerk



* This year extension is more than 5% and no public hearing date has been held for the district
** This year's rate is more than +/- 10% compared to last year's rate.

Tax District Sheet - Tax Year 2010

Grundy County

5/20/2011
9:48:25AM

Description	Levy	Total	Residential	Farm	Commercial	Industrial	Rail Road	Mineral	Rate
VCBR VILL OF BRACEVILLE		11,888,818	10,928,476	48,340	775,110	0	136,892	0	
CORPORATE	29,901	28,344.03	26,054.49	115.25	1,847.93	0.00	326.36	0.00	0.23841
BONDS AND INTEREST	44,400	42,088.64	38,688.86	171.13	2,744.03	0.00	484.62	0.00	0.35402
POLICE PROTECTION	9,018	8,549.22	7,858.64	34.76	557.38	0.00	98.44	0.00	0.07191
AUDIT	3,987	3,779.44	3,474.14	15.37	246.41	0.00	43.52	0.00	0.03179
TORT/LIABILITY INS	13,884	13,162.06	12,098.87	53.52	858.12	0.00	151.55	0.00	0.11071
STREET LIGHTING	5,994	5,682.83	5,223.79	23.11	370.50	0.00	65.43	0.00	0.04780
SOCIAL SECURITY	4,642	4,401.22	4,045.70	17.90	286.94	0.00	50.68	0.00	0.03702
WORKMAN'S COMP	3,987	3,779.44	3,474.14	15.37	246.41	0.00	43.52	0.00	0.03179
UNEMPLOYMENT INS	2,007	1,903.39	1,749.64	7.74	124.09	0.00	21.92	0.00	0.01601
WATERWORKS	2,118	1,973.54	1,814.13	8.02	128.67	0.00	22.72	0.00	0.01660
City Share R&B	0	0.00	0.00	0.00	0.00	0.00	0.00	0.00	0.00000
	119,938	113,663.81	104,482.40	462.17	7,410.48	0.00	1,308.76	0.00	0.95606


COPY

State of Illinois }
County of Grundy }

I, Lana J. Phillips, County Clerk in and for the County of Grundy, do hereby
CERTIFY that the foregoing is a true and complete copy of the VALUATIONS, RATES, and EXTENSIONS for the
above named taxing district for the TAXABLE year 2010.

Given under my hand and the official seal of my office at Morris, Illinois 60450 on May 25, 2011

Lana J. Phillips
Lana J. Phillips, Grundy County Clerk



Tax Rate Extension Report - Tax Year 2010

5/20/2011
9:53:24AM

Grundy County

Description	Rate	% Total	Max Rate	Levied Amt.	Taxable Amt	Overlap Amt	Extension
VCBR VILL OF BRACEVILLE							
CORPORATE	0.23841	24.94	0.25000	29,901	11,888,818	653,054	28,344.03
BONDS AND INTEREST	0.35402	37.03	0.00000	44,400	11,888,818	653,054	42,088.64
POLICE PROTECTION	0.07191	7.52	0.07500	9,018	11,888,818	653,054	8,549.22
AUDIT	0.03179	3.33	0.00000	3,987	11,888,818	653,054	3,779.44
TORT/LIABILITY INS	0.11071	11.58	0.00000	13,884	11,888,818	653,054	13,162.06
STREET LIGHTING	0.04780	5.00	0.05000	5,994	11,888,818	653,054	5,682.83
SOCIAL SECURITY	0.03702	3.87	0.00000	4,642	11,888,818	653,054	4,401.22
WORKMAN'S COMP	0.03179	3.33	0.00000	3,987	11,888,818	653,054	3,779.44
UNEMPLOYMENT INS	0.01601	1.67	0.00000	2,007	11,888,818	653,054	1,903.39
WATERWORKS	0.01660	1.74	0.01660	2,118	11,888,818	653,054	1,973.54
City Share R&B	0.00000	0.00	0.00000	0	0	653,054	0.00
	0.95606			\$119,938			113,663.81

State of Illinois }
County of Grundy }


COPY

I, Lana J. Phillips, County Clerk in and for the County of Grundy, do hereby
CERTIFY that the foregoing is a true and complete copy of the VALUATIONS, RATES, and EXTENSIONS for the
above named taxing district for the TAXABLE year 2010.

Given under my hand and the official seal of my office at Morris, Illinois 60450 on May 25, 2011

Lana J. Phillips

Lana J. Phillips, Grundy County Clerk



* This year extension is more than 5% and no public hearing date has been held for the district

** This year's rate is more than +/- 10% compared to last year's rate.

Tax District Sheet - Tax Year 2010

5/20/2011
9:48:25AM

Grundy County

Description	Levy	Total	Residential	Farm	Commercial	Industrial	Rail Road	Mineral	Rate
VCCA VILL OF CARBON HILL		7,096,858	6,799,498	4,180	293,180	0	0	0	
CORPORATE	19,615	17,742.16	16,998.76	10.45	732.95	0.00	0.00	0.00	0.25000
BONDS AND INTEREST	13,160	13,160.42	12,609.00	7.75	543.67	0.00	0.00	0.00	0.18544
POLICE PROTECTION	3,197	3,197.13	3,063.17	1.88	132.08	0.00	0.00	0.00	0.04505
GARBAGE	6,364	6,364.46	6,097.79	3.75	262.92	0.00	0.00	0.00	0.08968
AUDIT	153	153.29	146.87	0.09	6.33	0.00	0.00	0.00	0.00216
TORT/LIABILITY INS	153	153.29	146.87	0.09	6.33	0.00	0.00	0.00	0.00216
STREET LIGHTING	153	153.29	146.87	0.09	6.33	0.00	0.00	0.00	0.00216
SOCIAL SECURITY	153	153.29	146.87	0.09	6.33	0.00	0.00	0.00	0.00216
UNEMPLOYMENT INS	153	153.29	146.87	0.09	6.33	0.00	0.00	0.00	0.00216
WATERWORKS	1,302	1,178.08	1,128.72	0.69	48.67	0.00	0.00	0.00	0.01660
City Share R&B	0	0.00	0.00	0.00	0.00	0.00	0.00	0.00	0.00000
	44,403	42,408.70	40,631.79	24.97	1,751.94	0.00	0.00	0.00	0.59757

COPY


State of Illinois }
County of Grundy }

I, Lana J. Phillips, County Clerk in and for the County of Grundy, do hereby
CERTIFY that the foregoing is a true and complete copy of the VALUATIONS, RATES, and EXTENSIONS for the
above named taxing district for the TAXABLE year 2010.

Given under my hand and the official seal of my office at Morris, Illinois 60450 on May 25, 2011

Lana J. Phillips

Lana J. Phillips, Grundy County Clerk



Tax Rate Extension Report - Tax Year 2010

5/20/2011

9:53:24AM

Grundy County

Description	Rate	% Total	Max Rate	Levied Amt.	Taxable Amt	Overlap Amt	Extension
VCCA VILL OF CARBON HILL							
CORPORATE	0.25000	41.84	0.25000	19,615	7,096,858	0	17,742.16
BONDS AND INTEREST	0.18544	31.03	0.00000	13,160	7,096,858	0	13,160.42
POLICE PROTECTION	0.04505	7.54	0.07500	3,197	7,096,858	0	3,197.13
GARBAGE	0.08968	15.01	0.20000	6,364	7,096,858	0	6,364.46
AUDIT	0.00216	0.36	0.00000	153	7,096,858	0	153.29
TORT/LIABILITY INS	0.00216	0.36	0.00000	153	7,096,858	0	153.29
STREET LIGHTING	0.00216	0.36	0.05000	153	7,096,858	0	153.29
SOCIAL SECURITY	0.00216	0.36	0.00000	153	7,096,858	0	153.29
UNEMPLOYMENT INS	0.00216	0.36	0.00000	153	7,096,858	0	153.29
WATERWORKS	0.01660	2.78	0.01660	1,302	7,096,858	0	1,178.08
City Share R&B	0.00000	0.00	0.00000	0	0	0	0.00
	0.59757			\$44,403			42,408.70


State of Illinois }
County of Grundy }

I, Lana J. Phillips, County Clerk in and for the County of Grundy, do hereby
CERTIFY that the foregoing is a true and complete copy of the VALUATIONS, RATES, and EXTENSIONS for the
above named taxing district for the TAXABLE year 2010.

Given under my hand and the official seal of my office at Morris, Illinois 60450 on May 25, 2011

Lana J. Phillips
Lana J. Phillips, Grundy County Clerk

COPY



* This year extension is more than 5% and no public hearing date has been held for the district

** This year's rate is more than +/- 10% compared to last year's rate.

Tax District Sheet - Tax Year 2010

Grundy County

5/20/2011
9:48:25AM

Description	Levy	Total	Residential	Farm	Commercial	Industrial	Rail Road	Mineral	Rate
VCCB VILL OF CHANNAHON		91,712,437	72,923,968	1,440,638	7,553,340	9,794,491	0	0	
CORPORATE	641,628	158,838.75	126,298.60	2,495.07	13,081.79	16,963.29	0.00	0.00	0.17709
I.M.R.F	240,794	63,628.78	50,593.61	999.49	5,240.40	6,795.28	0.00	0.00	0.07094
POLICE PROTECTION	201,047	53,125.64	42,242.17	834.51	4,375.37	5,673.59	0.00	0.00	0.05923
SOCIAL SECURITY	139,826	36,944.87	29,376.24	580.34	3,042.74	3,945.55	0.00	0.00	0.04119
POLICE PENSION	389,990	103,049.20	81,938.25	1,618.72	8,487.02	11,005.21	0.00	0.00	0.11489
AUDIT	29,000	7,668.82	6,097.76	120.46	631.60	819.00	0.00	0.00	0.00855
TORT/LIABILITY INS	176,700	46,694.59	37,128.60	733.49	3,845.72	4,986.78	0.00	0.00	0.05206
BONDS AND INTEREST	0	0.00	0.00	0.00	0.00	0.00	0.00	0.00	0.00000
PRIOR YEAR ADJUSTMENT	-51	-44.85	-35.66	-0.71	-3.69	-4.79	0.00	0.00	-0.00005
City Share R&B	0	0.00	0.00	0.00	0.00	0.00	0.00	0.00	0.00000
	1,818,934	469,905.80	373,639.57	7,381.37	38,700.95	50,183.91	0.00	0.00	0.52390


State of Illinois }
County of Grundy }

COPY

I, Lana J. Phillips, County Clerk in and for the County of Grundy, do hereby
CERTIFY that the foregoing is a true and complete copy of the VALUATIONS, RATES, and EXTENSIONS for the
above named taxing district for the TAXABLE year 2010.

Given under my hand and the official seal of my office at Morris, Illinois 60450 on May 25, 2011


Lana J. Phillips, Grundy County Clerk



Tax Rate Extension Report - Tax Year 2010

5/20/2011
9:53:24AM

Grundy County

Description	Rate	% Total	Max Rate	Levied Amt.	Taxable Amt	Overlap Amt	Extension
VCCB VILL OF CHANNAHON							
CORPORATE	0.17709	35.27	0.00000	641,628	91,712,437	247,757,877	158,838.75
I.M.R.F	0.07094	13.24	0.00000	240,794	91,712,437	247,757,877	63,628.78
POLICE PROTECTION	0.05923	11.05	0.00000	201,047	91,712,437	247,757,877	53,125.64
SOCIAL SECURITY	0.04119	7.69	0.00000	139,826	91,712,437	247,757,877	36,944.87
POLICE PENSION	0.11489	21.44	0.00000	389,990	91,712,437	247,757,877	103,049.20
AUDIT	0.00855	1.60	0.00000	29,000	91,712,437	247,757,877	7,668.82
TORT/LIABILITY INS	0.05206	9.72	0.00000	176,700	91,712,437	247,757,877	46,694.59
BONDS AND INTEREST	0.00000	0.00	0.00000	0	91,712,437	247,757,877	0.00
PRIOR YEAR ADJUSTMENT	-0.00005	0.00	0.00000	-51	91,712,437	247,757,877	-45.86
City Share R&B	0.00000	0.00	0.00000	0	0	247,757,877	0.00
	0.52390			\$1,818,934			469,904.79


State of Illinois }
County of Grundy }

COPY

I, Lana J. Phillips, County Clerk in and for the County of Grundy, do hereby
CERTIFY that the foregoing is a true and complete copy of the VALUATIONS, RATES, and EXTENSIONS for the
above named taxing district for the TAXABLE year 2010.

Given under my hand and the official seal of my office at Morris, Illinois 60450 on May 25, 2011

Lana J. Phillips
Lana J. Phillips, Grundy County Clerk



* This year extension is more than 5% and no public hearing date has been held for the district

** This year's rate is more than +/- 10% compared to last year's rate.

Tax District Sheet - Tax Year 2010

5/20/2011
9:48:25AM


Grundy County


Description	Levy	Total	Residential	Farm	Commercial	Industrial	Rail Road	Mineral	Rate
VCCC VILL OF COAL CITY		116,907,054	99,495,682	685,653	14,705,970	1,336,510	683,239	0	
CORPORATE	296,624	292,267.62	248,739.20	1,714.13	36,764.92	3,341.27	1,708.10	0.00	0.25000
BONDS AND INTEREST	556,545	556,524.33	473,639.24	3,263.98	70,006.30	6,362.32	3,252.49	0.00	0.47604
I.M.R.F	75,110	75,112.78	63,925.97	440.53	9,448.59	858.71	438.98	0.00	0.06425
POLICE PROTECTION	88,988	87,680.29	74,621.76	514.24	11,029.48	1,002.38	512.43	0.00	0.07500
PARKS	88,988	88,989.65	75,736.12	521.92	11,194.18	1,017.35	520.08	0.00	0.07612
WORKMAN'S COMP	30,118	30,126.95	25,640.04	176.69	3,789.73	344.42	176.07	0.00	0.02577
SOCIAL SECURITY	124,098	124,096.83	105,614.65	727.82	15,610.39	1,418.71	725.26	0.00	0.10615
TORT/LIABILITY INS	54,187	54,186.42	46,116.25	317.80	6,816.22	619.47	316.68	0.00	0.04635
POLICE PENSION	140,000	139,996.19	119,146.07	821.07	17,610.40	1,600.47	818.18	0.00	0.11975
AUDIT	16,374	16,378.68	13,939.34	96.06	2,060.31	187.25	95.72	0.00	0.01401
STREET LIGHTING	58,019	58,020.97	49,379.71	340.29	7,298.57	663.31	339.09	0.00	0.04963
City Share R&B	0	0.00	0.00	0.00	0.00	0.00	0.00	0.00	0.00000
	1,529,051	1,523,380.71	1,296,498.35	8,934.53	191,629.09	17,415.66	8,903.08	0.00	1.30307

COPY

State of Illinois }
County of Grundy }

I, Lana J. Phillips, County Clerk in and for the County of Grundy, do hereby
CERTIFY that the foregoing is a true and complete copy of the VALUATIONS, RATES, and EXTENSIONS for the
above named taxing district for the TAXABLE year 2010.
Given under my hand and the official seal of my office at Morris, Illinois 60450 on May 25, 2011


Lana J. Phillips, Grundy County Clerk



Tax Rate Extension Report - Tax Year 2010

5/20/2011

9:53:24AM

Grundy County

Description	Rate	% Total	Max Rate	Levied Amt.	Taxable Amt	Overlap Amt	Extension
VCCC VILL OF COAL CITY							
CORPORATE	0.25000	19.19	0.25000	296,624	116,907,054	4,373	292,267.62
BONDS AND INTEREST	0.47604	36.53	0.00000	556,545	116,907,054	4,373	556,524.33
I.M.R.F	0.06425	4.93	0.00000	75,110	116,907,054	4,373	75,112.78
POLICE PROTECTION	0.07500	5.76	0.07500	88,988	116,907,054	4,373	87,680.29
PARKS	0.07612	5.84	0.10000	88,988	116,907,054	4,373	88,989.65
WORKMAN'S COMP	0.02577	1.98	0.00000	30,118	116,907,054	4,373	30,126.95
SOCIAL SECURITY	0.10615	8.15	0.00000	124,098	116,907,054	4,373	124,096.83
TORT/LIABILITY INS	0.04635	3.56	0.00000	54,187	116,907,054	4,373	54,186.42
POLICE PENSION	0.11975	9.19	0.00000	140,000	116,907,054	4,373	139,996.19
AUDIT	0.01401	1.08	0.00000	16,374	116,907,054	4,373	16,378.68
STREET LIGHTING	0.04963	3.81	0.05000	58,019	116,907,054	4,373	58,020.97
City Share R&B	0.00000	0.00	0.00000	0	0	4,373	0.00
	1.30307			\$1,529,051			1,523,380.71


State of Illinois }
County of Grundy }

I, Lana J. Phillips, County Clerk in and for the County of Grundy, do hereby CERTIFY that the foregoing is a true and complete copy of the VALUATIONS, RATES, and EXTENSIONS for the above named taxing district for the TAXABLE year 2010.

Given under my hand and the official seal of my office at Morris, Illinois 60450 on May 25, 2011

Lana J. Phillips
Lana J. Phillips, Grundy County Clerk

COPY



* This year extension is more than 5% and no public hearing date has been held for the district

** This year's rate is more than +/- 10% compared to last year's rate.

Tax District Sheet - Tax Year 2010

5/20/2011
9:48:25AM

Grundy County


Description	Levy	Total	Residential	Farm	Commercial	Industrial	Rail Road	Mineral	Rate
VCDI VILL OF DIAMOND		48,412,775	42,212,905	8,860	6,191,010	0	0	0	
CORPORATE	123,000	120,412.25	104,991.93	22.04	15,398.28	0.00	0.00	0.00	0.24872
POLICE PROTECTION	20,000	19,582.97	17,075.13	3.58	2,504.26	0.00	0.00	0.00	0.04045
AUDIT	5,000	4,899.37	4,271.94	0.90	626.53	0.00	0.00	0.00	0.01012
TORT/LIABILITY INS	0	0.00	0.00	0.00	0.00	0.00	0.00	0.00	0.00000
PARKS	10,000	9,793.90	8,539.67	1.79	1,252.44	0.00	0.00	0.00	0.02023
SOCIAL SECURITY	15,000	14,688.44	12,807.40	2.69	1,878.35	0.00	0.00	0.00	0.03034
WORKMAN'S COMP	7,000	6,855.25	5,977.35	1.25	876.65	0.00	0.00	0.00	0.01416
BONDS AND INTEREST	0	0.00	0.00	0.00	0.00	0.00	0.00	0.00	0.00000
City Share R&B	0	0.00	0.00	0.00	0.00	0.00	0.00	0.00	0.00000
	180,000	176,232.18	153,663.42	32.25	22,536.51	0.00	0.00	0.00	0.36402


COPY

State of Illinois }
County of Grundy }

I, Lana J. Phillips, County Clerk in and for the County of Grundy, do hereby
CERTIFY that the foregoing is a true and complete copy of the VALUATIONS, RATES, and EXTENSIONS for the
above named taxing district for the TAXABLE year 2010.

Given under my hand and the official seal of my office at Morris, Illinois 60450 on May 25, 2011


Lana J. Phillips, Grundy County Clerk



Tax Rate Extension Report - Tax Year 2010

5/20/2011

9:53:24AM

Grundy County


Description	Rate	% Total	Max Rate	Levied Amt.	Taxable Amt	Overlap Amt	Extension
VCDI VILL OF DIAMOND							
CORPORATE	0.24872	68.33	0.33300	123,000	48,412,775	1,041,730	120,412.25
POLICE PROTECTION	0.04045	11.11	0.07500	20,000	48,412,775	1,041,730	19,582.97
AUDIT	0.01012	2.78	0.00000	5,000	48,412,775	1,041,730	4,899.37
TORT/LIABILITY INS	0.00000	0.00	0.00000	0	48,412,775	1,041,730	0.00
PARKS	0.02023	5.56	0.10000	10,000	48,412,775	1,041,730	9,793.90
SOCIAL SECURITY	0.03034	8.33	0.00000	15,000	48,412,775	1,041,730	14,688.44
WORKMAN'S COMP	0.01416	3.89	0.00000	7,000	48,412,775	1,041,730	6,855.25
BONDS AND INTEREST	0.00000	0.00	0.00000	0	48,412,775	1,041,730	0.00
City Share R&B	0.00000	0.00	0.00000	0	0	1,041,730	0.00
	0.36402			\$180,000			176,232.18

State of Illinois }
County of Grundy }

I, Lana J. Phillips, County Clerk in and for the County of Grundy, do hereby CERTIFY that the foregoing is a true and complete copy of the VALUATIONS, RATES, and EXTENSIONS for the above named taxing district for the TAXABLE year 2010.
Given under my hand and the official seal of my office at Morris, Illinois 60450 on May 25, 2011

Lana J. Phillips
Lana J. Phillips, Grundy County Clerk

COPY



* This year extension is more than 5% and no public hearing date has been held for the district
** This year's rate is more than +/- 10% compared to last year's rate.

Tax District Sheet - Tax Year 2010

5/20/2011
9:48:25AM

Grundy County

Description	Levy	Total	Residential	Farm	Commercial	Industrial	Rail Road	Mineral	Rate
VCDW VILL OF DWIGHT		7,989,260	0	11,940	2,653,890	5,323,430	0	0	
CORPORATE	138,000	14,773.74	0.00	22.08	4,907.57	9,844.09	0.00	0.00	0.18492
I.M.R.F	180,000	19,270.09	0.00	28.80	6,401.18	12,840.11	0.00	0.00	0.24120
SOCIAL SECURITY	100,000	10,705.61	0.00	16.00	3,556.21	7,133.40	0.00	0.00	0.13400
STREET & BRIDGE	0	0.00	0.00	0.00	0.00	0.00	0.00	0.00	0.00000
GARBAGE	0	0.00	0.00	0.00	0.00	0.00	0.00	0.00	0.00000
STREET LIGHTING	40,000	3,994.63	0.00	5.97	1,326.95	2,661.71	0.00	0.00	0.05000
PARKS	60,000	5,991.94	0.00	8.95	1,990.42	3,992.57	0.00	0.00	0.07500
RECREATION	0	0.00	0.00	0.00	0.00	0.00	0.00	0.00	0.00000
AUDIT	14,000	1,498.78	0.00	2.24	497.87	998.67	0.00	0.00	0.01876
TORT/LIABILITY INS	100,000	10,705.61	0.00	16.00	3,556.21	7,133.40	0.00	0.00	0.13400
BONDS AND INTEREST	0	0.00	0.00	0.00	0.00	0.00	0.00	0.00	0.00000
City Share R&B	0	0.00	0.00	0.00	0.00	0.00	0.00	0.00	0.00000
	632,000	66,940.40	0.00	100.04	22,236.41	44,603.95	0.00	0.00	0.83788


State of Illinois }
County of Grundy }

COPY

I, Lana J. Phillips, County Clerk in and for the County of Grundy, do hereby
CERTIFY that the foregoing is a true and complete copy of the VALUATIONS, RATES, and EXTENSIONS for the
above named taxing district for the TAXABLE year 2010.
Given under my hand and the official seal of my office at Morris, Illinois 60450 on May 25, 2011

Lana J. Phillips

Lana J. Phillips, Grundy County Clerk



Tax Rate Extension Report - Tax Year 2010

5/20/2011

9:53:24AM

Grundy County


Description	Rate	% Total	Max Rate	Levied Amt.	Taxable Amt	Overlap Amt	Extension
VCDW VILL OF DWIGHT							
CORPORATE	0.18492	22.07	0.25000	138,000	7,989,260	66,639,295	14,773.74
I.M.R.F	0.24120	28.79	0.00000	180,000	7,989,260	66,639,295	19,270.09
SOCIAL SECURITY	0.13400	15.99	0.00000	100,000	7,989,260	66,639,295	10,705.61
STREET & BRIDGE	0.00000	0.00	0.06000	0	7,989,260	66,639,295	0.00
GARBAGE	0.00000	0.00	0.20000	0	7,989,260	66,639,295	0.00
STREET LIGHTING	0.05000	5.97	0.05000	40,000	7,989,260	66,639,295	3,994.63
PARKS	0.07500	8.95	0.07500	60,000	7,989,260	66,639,295	5,991.94
RECREATION	0.00000	0.00	0.09000	0	7,989,260	66,639,295	0.00
AUDIT	0.01876	2.24	0.00000	14,000	7,989,260	66,639,295	1,498.78
TORT/LIABILITY INS	0.13400	15.99	0.00000	100,000	7,989,260	66,639,295	10,705.61
BONDS AND INTEREST	0.00000	0.00	0.00000	0	7,989,260	66,639,295	0.00
City Share R&B	0.00000	0.00	0.00000	0	0	66,639,295	0.00
	0.83788			\$632,000			66,940.40

State of Illinois }
County of Grundy }

I, Lana J. Phillips, County Clerk in and for the County of Grundy, do hereby
CERTIFY that the foregoing is a true and complete copy of the VALUATIONS, RATES, and EXTENSIONS for the
above named taxing district for the TAXABLE year 2010.
Given under my hand and the official seal of my office at Morris, Illinois 60450 on May 25, 2011

Lana J. Phillips
Lana J. Phillips, Grundy County Clerk

COPY



* This year extension is more than 5% and no public hearing date has been held for the district
** This year's rate is more than +/- 10% compared to last year's rate.

Tax District Sheet - Tax Year 2010

5/20/2011
9:48:25AM

Grundy County


Description	Levy	Total	Residential	Farm	Commercial	Industrial	Rail Road	Mineral	Rate
VCEB VILL OF E BROOKLYN		2,135,490	1,979,440	113,090	42,960	0	0	0	
CORPORATE	28,852	3,759.96	3,485.20	199.12	75.64	0.00	0.00	0.00	0.17607
POLICE PROTECTION	2,500	1,127.33	1,044.95	59.70	22.68	0.00	0.00	0.00	0.05279
City Share R&B	0	0.00	0.00	0.00	0.00	0.00	0.00	0.00	0.00000
	31,352	4,887.29	4,530.15	258.82	98.32	0.00	0.00	0.00	0.22886


State of Illinois }
County of Grundy }

COPY

I, Lana J. Phillips, County Clerk in and for the County of Grundy, do hereby
CERTIFY that the foregoing is a true and complete copy of the VALUATIONS, RATES, and EXTENSIONS for the
above named taxing district for the TAXABLE year 2010.

Given under my hand and the official seal of my office at Morris, Illinois 60450 on May 25, 2011


Lana J. Phillips, Grundy County Clerk



Tax Rate Extension Report - Tax Year 2010

5/20/2011

9:53:24AM

Grundy County

Description	Rate	% Total	Max Rate	Levied Amt.	Taxable Amt	Overlap Amt	Extension
VCEB VILL OF E BROOKLYN							
CORPORATE	0.17607	76.92	0.25000	28,852	2,135,490	0	3,759.96
POLICE PROTECTION	0.05279	23.08	0.07500	2,500	2,135,490	0	1,127.33
City Share R&B	0.00000	0.00	0.00000	0	0	0	0.00
	0.22886			\$31,352			4,887.29

COPY


State of Illinois }
County of Grundy }

I, Lana J. Phillips, County Clerk in and for the County of Grundy, do hereby
CERTIFY that the foregoing is a true and complete copy of the VALUATIONS, RATES, and EXTENSIONS for the
above named taxing district for the TAXABLE year 2010.

Given under my hand and the official seal of my office at Morris, Illinois 60450 on May 25, 2011

Lana J. Phillips

Lana J. Phillips, Grundy County Clerk



* This year extension is more than 5% and no public hearing date has been held for the district

** This year's rate is more than +/- 10% compared to last year's rate.

Tax District Sheet - Tax Year 2010

Grundy County

5/20/2011
9:48:25AM

Description	Levy	Total	Residential	Farm	Commercial	Industrial	Rail Road	Mineral	Rate
VCGA VILL OF GARDNER		10,339,510	8,216,716	193,011	1,429,184	405,277	95,322	0	
CORPORATE	10,000	9,912.60	7,877.46	185.04	1,370.17	388.54	91.39	0.00	0.09672
I.M.R.F	5,000	4,956.30	3,938.73	92.52	685.09	194.27	45.69	0.00	0.04836
POLICE PROTECTION	3,050	3,023.38	2,402.65	56.44	417.91	118.51	27.87	0.00	0.02950
GARBAGE	4,150	4,113.85	3,269.24	76.79	568.64	161.25	37.93	0.00	0.04014
AUDIT	2,500	2,478.15	1,969.36	46.26	342.54	97.14	22.85	0.00	0.02418
TORT/LIABILITY INS	5,650	5,600.95	4,451.03	104.55	774.19	219.54	51.64	0.00	0.05465
UNEMPLOYMENT INS	300	298.24	237.01	5.57	41.22	11.69	2.75	0.00	0.00291
WORKMAN'S COMP	2,200	2,180.94	1,733.17	40.71	301.46	85.49	20.11	0.00	0.02128
SOCIAL SECURITY	3,750	3,717.23	2,954.05	69.39	513.82	145.70	34.27	0.00	0.03627
BONDS AND INTEREST	0	0.00	0.00	0.00	0.00	0.00	0.00	0.00	0.00000
PRIOR YEAR ADJUSTMENT	-1,251	-1,239.08	-984.69	-23.13	-171.27	-48.57	-11.42	0.00	-0.01209
City Share R&B	0	0.00	0.00	0.00	0.00	0.00	0.00	0.00	0.00000
	35,349	35,042.56	27,848.01	654.14	4,843.77	1,373.56	323.08	0.00	0.34192

State of Illinois }
County of Grundy }


I, Lana J. Phillips, County Clerk in and for the County of Grundy, do hereby
CERTIFY that the foregoing is a true and complete copy of the VALUATIONS, RATES, and EXTENSIONS for the
above named taxing district for the TAXABLE year 2010.

Given under my hand and the official seal of my office at Morris, Illinois 60450 on May 25, 2011

Lana J. Phillips

Lana J. Phillips, Grundy County Clerk

COPY



Tax Rate Extension Report - Tax Year 2010

5/20/2011

9:53:24AM

Grundy County

Description	Rate	% Total	Max Rate	Levied Amt.	Taxable Amt	Overlap Amt	Extension
VCGA VILL OF GARDNER							
CORPORATE	0.09672	28.29	0.25000	10,000	10,339,510	0	9,912.60
I.M.R.F	0.04836	14.14	0.00000	5,000	10,339,510	0	4,956.30
POLICE PROTECTION	0.02950	8.63	0.07500	3,050	10,339,510	0	3,023.38
GARBAGE	0.04014	11.74	0.20000	4,150	10,339,510	0	4,113.85
AUDIT	0.02418	7.07	0.00000	2,500	10,339,510	0	2,478.15
TORT/LIABILITY INS	0.05465	15.98	0.00000	5,650	10,339,510	0	5,600.95
UNEMPLOYMENT INS	0.00291	0.85	0.00000	300	10,339,510	0	298.24
WORKMAN'S COMP	0.02128	6.22	0.00000	2,200	10,339,510	0	2,180.94
SOCIAL SECURITY	0.03627	10.61	0.00000	3,750	10,339,510	0	3,717.23
BONDS AND INTEREST	0.00000	0.00	0.00000	0	10,339,510	0	0.00
PRIOR YEAR ADJUSTMENT	-0.01209	-3.54	0.00000	-1,251	10,339,510	0	-1,250.05
City Share R&B	0.00000	0.00	0.00000	0	0	0	0.00
	0.34192			\$35,349			35,031.59

State of Illinois }
County of Grundy }

COPY

I, Lana J. Phillips, County Clerk in and for the County of Grundy, do hereby
CERTIFY that the foregoing is a true and complete copy of the VALUATIONS, RATES, and EXTENSIONS for the
above named taxing district for the TAXABLE year 2010.

Given under my hand and the official seal of my office at Morris, Illinois 60450 on May 25, 2011

Lana J. Phillips
Lana J. Phillips, Grundy County Clerk



* This year extension is more than 5% and no public hearing date has been held for the district
** This year's rate is more than +/- 10% compared to last year's rate.

Tax District Sheet - Tax Year 2010

Grundy County

5/20/2011

9:48:25AM

Description	Levy	Total	Residential	Farm	Commercial	Industrial	Rail Road	Mineral	Rate
VCGO VILL OF GODLEY		610,953	506,940	4,520	49,730	0	49,453	310	
CORPORATE	2,815	252.64	209.63	1.87	20.56	0.00	20.45	0.13	0.04135
TORT/LIABILITY INS	2,821	253.25	210.14	1.87	20.61	0.00	20.50	0.13	0.04145
SOCIAL SECURITY	933	83.82	69.56	0.62	6.82	0.00	6.78	0.04	0.01372
I.M.R.F	933	83.82	69.56	0.62	6.82	0.00	6.78	0.04	0.01372
City Share R&B	0	0.00	0.00	0.00	0.00	0.00	0.00	0.00	0.00000
	7,502	673.53	558.89	4.98	54.81	0.00	54.51	0.34	0.11024

State of Illinois }
County of Grundy }


COPY

I, Lana J. Phillips, County Clerk in and for the County of Grundy, do hereby
CERTIFY that the foregoing is a true and complete copy of the VALUATIONS, RATES, and EXTENSIONS for the
above named taxing district for the TAXABLE year 2010.

Given under my hand and the official seal of my office at Morris, Illinois 60450 on May 25, 2011

Lana J. Phillips

Lana J. Phillips, Grundy County Clerk



Tax Rate Extension Report - Tax Year 2010

5/20/2011

9:53:24AM

Grundy County

Description	Rate	% Total	Max Rate	Levied Amt.	Taxable Amt	Overlap Amt	Extension
VCGO VILL OF GODLEY							
CORPORATE	0.04135	37.51	0.43750	2,815	610,953	5,963,215	252.64
TORT/LIABILITY INS	0.04145	37.60	0.00000	2,821	610,953	5,963,215	253.25
SOCIAL SECURITY	0.01372	12.45	0.00000	933	610,953	5,963,215	83.82
I.M.R.F	0.01372	12.45	0.00000	933	610,953	5,963,215	83.82
City Share R&B	0.00000	0.00	0.00000	0	0	5,963,215	0.00
	0.11024			\$7,502			673.53


State of Illinois }
County of Grundy }

I, Lana J. Phillips, County Clerk in and for the County of Grundy, do hereby
CERTIFY that the foregoing is a true and complete copy of the VALUATIONS, RATES, and EXTENSIONS for the
above named taxing district for the TAXABLE year 2010.

Given under my hand and the official seal of my office at Morris, Illinois 60450 on May 25, 2011


Lana J. Phillips, Grundy County Clerk

COPY



* This year extension is more than 5% and no public hearing date has been held for the district

** This year's rate is more than +/- 10% compared to last year's rate.

Tax District Sheet - Tax Year 2010

Grundy County

5/20/2011
9:48:25AM

Description	Levy	Total	Residential	Farm	Commercial	Industrial	Rail Road	Mineral	Rate
VCKI VILL OF KINSMAN		1,369,336	1,192,907	0	124,890	0	51,539	0	
CORPORATE	3,470	3,423.37	2,982.29	0.00	312.23	0.00	128.85	0.00	0.25000
AUDIT	3,200	3,200.03	2,787.73	0.00	291.86	0.00	120.44	0.00	0.23369
TORT/LIABILITY INS	1,700	1,700.04	1,481.00	0.00	155.05	0.00	63.99	0.00	0.12415
City Share R&B	0	0.00	0.00	0.00	0.00	0.00	0.00	0.00	0.00000
	8,370	8,323.44	7,251.02	0.00	759.14	0.00	313.28	0.00	0.60784

State of Illinois }
County of Grundy }


I, Lana J. Phillips, County Clerk in and for the County of Grundy, do hereby
CERTIFY that the foregoing is a true and complete copy of the VALUATIONS, RATES, and EXTENSIONS for the
above named taxing district for the TAXABLE year 2010.

Given under my hand and the official seal of my office at Morris, Illinois 60450 on May 25, 2011

Lana J. Phillips

Lana J. Phillips, Grundy County Clerk

COPY



Tax Rate Extension Report - Tax Year 2010

5/20/2011

9:53:24AM

Grundy County

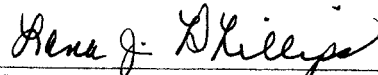
Description	Rate	% Total	Max Rate	Levied Amt.	Taxable Amt	Overlap Amt	Extension
VCKI VILL OF KINSMAN							
CORPORATE	0.25000	41.13	0.25000	3,470	1,369,336	0	3,423.37
AUDIT	0.23369	38.45	0.00000	3,200	1,369,336	0	3,200.03
TORT/LIABILITY INS	0.12415	20.42	0.00000	1,700	1,369,336	0	1,700.04
City Share R&B	0.00000	0.00	0.00000	0	0	0	0.00
	0.60784			\$8,370			8,323.44


State of Illinois }
County of Grundy }

COPY

I, Lana J. Phillips, County Clerk in and for the County of Grundy, do hereby
CERTIFY that the foregoing is a true and complete copy of the VALUATIONS, RATES, and EXTENSIONS for the
above named taxing district for the TAXABLE year 2010.

Given under my hand and the official seal of my office at Morris, Illinois 60450 on May 25, 2011


Lana J. Phillips, Grundy County Clerk



* This year extension is more than 5% and no public hearing date has been held for the district
** This year's rate is more than +/- 10% compared to last year's rate.

Tax District Sheet - Tax Year 2010

Grundy County

5/20/2011

9:48:25AM


Description	Levy	Total	Residential	Farm	Commercial	Industrial	Rail Road	Mineral	Rate
VCMA VILL OF MAZON		18,685,045	15,762,217	96,250	2,404,580	274,941	147,057	0	
CORPORATE	46,650	46,650.99	39,353.55	240.31	6,003.52	686.45	367.16	0.00	0.24967
I.M.R.F	27,000	27,001.78	22,778.00	139.09	3,474.86	397.32	212.51	0.00	0.14451
POLICE PROTECTION	14,000	14,000.71	11,810.64	72.12	1,801.75	206.01	110.19	0.00	0.07493
AUDIT	6,000	6,001.64	5,062.83	30.92	772.35	88.31	47.23	0.00	0.03212
TORT/LIABILITY INS	33,270	33,270.62	28,066.23	171.38	4,281.60	489.56	261.85	0.00	0.17806
WORKMAN'S COMP	6,500	6,500.53	5,483.68	33.49	836.55	95.65	51.16	0.00	0.03479
SOCIAL SECURITY	21,000	21,000.14	17,715.16	108.18	2,702.51	309.01	165.28	0.00	0.11239
STREET LIGHTING	9,300	9,301.42	7,846.43	47.91	1,197.00	136.87	73.21	0.00	0.04978
City Share R&B	0	0.00	0.00	0.00	0.00	0.00	0.00	0.00	0.00000
	163,720	163,727.83	138,116.52	843.40	21,070.14	2,409.18	1,288.59	0.00	0.87625

State of Illinois }
County of Grundy }

COPY

I, Lana J. Phillips, County Clerk in and for the County of Grundy, do hereby
CERTIFY that the foregoing is a true and complete copy of the VALUATIONS, RATES, and EXTENSIONS for the
above named taxing district for the TAXABLE year 2010.

Given under my hand and the official seal of my office at Morris, Illinois 60450 on May 25, 2011


Lana J. Phillips, Grundy County Clerk



Tax Rate Extension Report - Tax Year 2010

5/20/2011

9:53:24AM

Grundy County

Description	Rate	% Total	Max Rate	Levied Amt.	Taxable Amt	Overlap Amt	Extension
VCMA VILL OF MAZON							
CORPORATE	0.24967	28.49	0.25000	46,650	18,685,045	0	46,650.99
I.M.R.F	0.14451	16.49	0.00000	27,000	18,685,045	0	27,001.78
POLICE PROTECTION	0.07493	8.55	0.07500	14,000	18,685,045	0	14,000.71
AUDIT	0.03212	3.67	0.00000	6,000	18,685,045	0	6,001.64
TORT/LIABILITY INS	0.17806	20.32	0.00000	33,270	18,685,045	0	33,270.62
WORKMAN'S COMP	0.03479	3.97	0.00000	6,500	18,685,045	0	6,500.53
SOCIAL SECURITY	0.11239	12.83	0.00000	21,000	18,685,045	0	21,000.14
STREET LIGHTING	0.04978	5.68	0.05000	9,300	18,685,045	0	9,301.42
City Share R&B	0.00000	0.00	0.00000	0	0	0	0.00
	0.87625			\$163,720			163,727.83


COPY

State of Illinois }
County of Grundy }

I, Lana J. Phillips, County Clerk in and for the County of Grundy, do hereby
CERTIFY that the foregoing is a true and complete copy of the VALUATIONS, RATES, and EXTENSIONS for the
above named taxing district for the TAXABLE year 2010.

Given under my hand and the official seal of my office at Morris, Illinois 60450 on May 25, 2011

Lana J. Phillips
Lana J. Phillips, Grundy County Clerk



* This year extension is more than 5% and no public hearing date has been held for the district
** This year's rate is more than +/- 10% compared to last year's rate.

Tax District Sheet - Tax Year 2010

Grundy County

5/20/2011
9:48:25AM

Description	Levy	Total	Residential	Farm	Commercial	Industrial	Rail Road	Mineral	Rate
VCM1 VILL OF MINOOKA		226,634,410	160,609,245	241,833	19,577,638	46,076,098	129,596	0	
CORPORATE	792,312	521,641.02	369,671.89	556.62	45,061.56	106,052.66	298.29	0.00	0.23918
BONDS AND INTEREST	207,500	136,615.07	96,815.14	145.78	11,801.39	27,774.64	78.12	0.00	0.06264
I.M.R.F	90,000	59,256.57	41,993.42	63.23	5,118.83	12,047.21	33.88	0.00	0.02717
POLICE PROTECTION	249,468	163,571.69	115,918.53	174.54	14,130.01	33,255.08	93.53	0.00	0.07500
AUDIT	9,700	6,390.20	4,528.56	6.82	552.01	1,299.16	3.65	0.00	0.00293
SOCIAL SECURITY	196,500	129,374.30	91,683.82	138.05	11,175.90	26,302.55	73.98	0.00	0.05932
TORT/LIABILITY INS	122,000	80,324.60	56,923.72	85.71	6,938.78	16,330.46	45.93	0.00	0.03683
STREET LIGHTING	94,000	61,895.53	43,863.57	66.05	5,346.80	12,583.72	35.39	0.00	0.02838
POLICE PENSION	324,170	213,428.34	151,250.49	227.74	18,436.84	43,391.23	122.04	0.00	0.09786
STREET & BRIDGE	249,403	164,204.17	116,366.73	175.22	14,184.65	33,383.67	93.90	0.00	0.07529
UNEMPLOYMENT INS	10,000	6,586.49	4,667.65	7.03	568.97	1,339.07	3.77	0.00	0.00302
PRIOR YEAR ADJUSTMENT	-71	-43.62	-30.91	-0.05	-3.77	-8.87	-0.02	0.00	-0.00002
City Share R&B	0	0.00	0.00	0.00	0.00	0.00	0.00	0.00	0.00000
	2,344,982	1,543,244.36	1,093,652.61	1,646.74	133,311.97	313,750.58	882.46	0.00	0.70760


State of Illinois }
County of Grundy }

I, Lana J. Phillips, County Clerk in and for the County of Grundy, do hereby
CERTIFY that the foregoing is a true and complete copy of the VALUATIONS, RATES, and EXTENSIONS for the
above named taxing district for the TAXABLE year 2010.

Given under my hand and the official seal of my office at Morris, Illinois 60450 on May 25, 2011

Lana J. Phillips
Lana J. Phillips, Grundy County Clerk

COPY



Tax Rate Extension Report - Tax Year 2010

5/20/2011

9:53:24AM

Grundy County

Description	Rate	% Total	Max Rate	Levied Amt.	Taxable Amt	Overlap Amt	Extension
VCMI VILL OF MINOOKA							
CORPORATE	0.23918	33.80	0.25000	792,312	226,634,410	104,635,299	521,641.02
BONDS AND INTEREST	0.06264	8.85	0.00000	207,500	226,634,410	104,635,299	136,615.07
I.M.R.F	0.02717	3.84	0.00000	90,000	226,634,410	104,635,299	59,256.57
POLICE PROTECTION	0.07500	10.60	0.07500	249,468	226,634,410	104,635,299	163,571.69
AUDIT	0.00293	0.41	0.00000	9,700	226,634,410	104,635,299	6,390.20
SOCIAL SECURITY	0.05932	8.38	0.00000	196,500	226,634,410	104,635,299	129,374.30
TORT/LIABILITY INS	0.03683	5.20	0.00000	122,000	226,634,410	104,635,299	80,324.60
STREET LIGHTING	0.02838	4.01	0.05000	94,000	226,634,410	104,635,299	61,895.53
POLICE PENSION	0.09786	13.83	0.00000	324,170	226,634,410	104,635,299	213,428.34
STREET & BRIDGE	0.07529	10.64	0.10000	249,403	226,634,410	104,635,299	164,204.17
UNEMPLOYMENT INS	0.00302	0.43	0.00000	10,000	226,634,410	104,635,299	6,586.49
PRIOR YEAR ADJUSTMENT	-0.00002	0.00	0.00000	-71	226,634,410	104,635,299	-45.33
City Share R&B	0.00000	0.00	0.00000	0	0	104,635,299	0.00
	0.70760			\$2,344,982			1,543,242.65


State of Illinois }
County of Grundy }

COPY

I, Lana J. Phillips, County Clerk in and for the County of Grundy, do hereby
CERTIFY that the foregoing is a true and complete copy of the VALUATIONS, RATES, and EXTENSIONS for the
above named taxing district for the TAXABLE year 2010.

Given under my hand and the official seal of my office at Morris, Illinois 60450 on May 25, 2011

Lana J. Phillips
Lana J. Phillips, Grundy County Clerk



* This year extension is more than 5% and no public hearing date has been held for the district
** This year's rate is more than +/- 10% compared to last year's rate.

Tax District Sheet - Tax Year 2010

Grundy County

5/20/2011
9:48:25AM

Description	Levy	Total	Residential	Farm	Commercial	Industrial	Rail Road	Mineral	Rate
VCMO CITY OF MORRIS		303,138,221	224,942,787	562,205	56,036,839	21,495,131	101,259	0	
CORPORATE	634,000	633,043.18	469,747.75	1,174.05	117,021.66	44,888.26	211.46	0.00	0.20915
I.M.R.F	325,000	324,527.31	240,814.51	601.87	59,990.73	23,011.80	108.40	0.00	0.10722
POLICE PROTECTION	75,000	74,911.87	55,588.13	138.93	13,847.89	5,311.90	25.02	0.00	0.02475
POLICE PENSION	543,000	542,180.36	402,323.27	1,005.54	100,225.15	38,445.29	181.11	0.00	0.17913
GARBAGE	125,000	124,822.85	92,624.41	231.50	23,074.22	8,851.02	41.70	0.00	0.04124
SOCIAL SECURITY	225,000	224,675.08	166,719.45	416.69	41,532.48	15,931.41	75.05	0.00	0.07423
BONDS AND INTEREST	0	0.00	0.00	0.00	0.00	0.00	0.00	0.00	0.00000
MEDI CARE	75,000	74,911.87	55,588.13	138.93	13,847.89	5,311.90	25.02	0.00	0.02475
PRIOR YEAR ADJUSTMENT	-12,633	-12,591.25	-9,343.30	-23.35	-2,327.56	-892.83	-4.21	0.00	-0.00416
City Share R&B	0	0.00	0.00	0.00	0.00	0.00	0.00	0.00	0.00000
	1,989,367	1,986,481.27	1,474,062.35	3,684.16	367,212.46	140,858.75	663.55	0.00	0.65631

State of Illinois }
County of Grundy }

COPY

I, Lana J. Phillips, County Clerk in and for the County of Grundy, do hereby
CERTIFY that the foregoing is a true and complete copy of the VALUATIONS, RATES, and EXTENSIONS for the
above named taxing district for the TAXABLE year 2010.

Given under my hand and the official seal of my office at Morris, Illinois 60450 on May 25, 2011

Lana J. Phillips

Lana J. Phillips, Grundy County Clerk



Tax Rate Extension Report - Tax Year 2010

5/20/2011

9:53:24AM

Grundy County


Description	Rate	% Total	Max Rate	Levied Amt.	Taxable Amt	Overlap Amt	Extension
VCMO CITY OF MORRIS							
CORPORATE	0.20915	31.87	0.25000	634,000	303,138,221	0	633,043.18
I.M.R.F	0.10722	16.34	0.00000	325,000	303,138,221	0	324,527.31
POLICE PROTECTION	0.02475	3.77	0.07500	75,000	303,138,221	0	74,911.87
POLICE PENSION	0.17913	27.29	0.00000	543,000	303,138,221	0	542,180.36
GARBAGE	0.04124	6.28	0.20000	125,000	303,138,221	0	124,822.85
SOCIAL SECURITY	0.07423	11.31	0.00000	225,000	303,138,221	0	224,675.08
BONDS AND INTEREST	0.00000	0.00	0.00000	0	303,138,221	0	0.00
MEDI CARE	0.02475	3.77	0.00000	75,000	303,138,221	0	74,911.87
PRIOR YEAR ADJUSTMENT	-0.00416	-0.63	0.00000	-12,633	303,138,221	0	-12,610.55
City Share R&B	0.00000	0.00	0.00000	0	0	0	0.00
	0.65631			\$1,989,367			1,986,461.97

State of Illinois }
County of Grundy }

COPY

I, Lana J. Phillips, County Clerk in and for the County of Grundy, do hereby
CERTIFY that the foregoing is a true and complete copy of the VALUATIONS, RATES, and EXTENSIONS for the
above named taxing district for the TAXABLE year 2010.
Given under my hand and the official seal of my office at Morris, Illinois 60450 on May 25, 2011

Lana J. Phillips
Lana J. Phillips, Grundy County Clerk



* This year extension is more than 5% and no public hearing date has been held for the district
** This year's rate is more than +/- 10% compared to last year's rate.

Tax District Sheet - Tax Year 2010

5/20/2011
9:48:25AM

Grundy County

Description	Levy	Total	Residential	Farm	Commercial	Industrial	Rail Road	Mineral	Rate
VCSE VILL OF SENECA		652,850	0	239,760	309,410	103,680	0	0	
CORPORATE	110,000	1,632.11	0.00	599.39	773.52	259.20	0.00	0.00	0.25000
I.M.R.F	93,000	1,405.20	0.00	516.06	665.98	223.16	0.00	0.00	0.21524
FIRE PROTECTION	35,000	528.87	0.00	194.23	250.65	83.99	0.00	0.00	0.08101
POLICE PROTECTION	66,000	979.28	0.00	359.64	464.12	155.52	0.00	0.00	0.15000
SEWERAGE	10,000	151.14	0.00	55.51	71.63	24.00	0.00	0.00	0.02315
TORT/LIABILITY INS	36,000	543.96	0.00	199.77	257.80	86.39	0.00	0.00	0.08332
SOCIAL SECURITY	54,000	815.93	0.00	299.65	386.70	129.58	0.00	0.00	0.12498
ESDA	750	11.36	0.00	4.17	5.39	1.80	0.00	0.00	0.00174
CHLORINATION	8,800	130.57	0.00	47.95	61.88	20.74	0.00	0.00	0.02000
STREET LIGHTING	22,000	326.43	0.00	119.88	154.71	51.84	0.00	0.00	0.05000
WATERWORKS	7,304	108.37	0.00	39.80	51.36	17.21	0.00	0.00	0.01660
WORKMAN'S COMP	30,000	453.34	0.00	166.49	214.85	72.00	0.00	0.00	0.06944
PUBLIC COMFORT STAT	14,652	217.40	0.00	79.84	103.03	34.53	0.00	0.00	0.03330
WORKING CASH	15,000	226.67	0.00	83.24	107.43	36.00	0.00	0.00	0.03472
PUBLIC BENEFIT	22,000	326.43	0.00	119.88	154.71	51.84	0.00	0.00	0.05000
GARBAGE	1,000	15.15	0.00	5.56	7.18	2.41	0.00	0.00	0.00232
BONDS AND INTEREST	35,000	528.87	0.00	194.23	250.65	83.99	0.00	0.00	0.08101
AUDIT	10,000	151.14	0.00	55.51	71.63	24.00	0.00	0.00	0.02315
PARK/RECREATION	88,000	1,305.70	0.00	479.52	618.82	207.36	0.00	0.00	0.20000
UNEMPLOYMENT INS	2,000	30.23	0.00	11.10	14.33	4.80	0.00	0.00	0.00463
STREET & BRIDGE	0	0.00	0.00	0.00	0.00	0.00	0.00	0.00	0.00000
AMBULANCE	0	0.00	0.00	0.00	0.00	0.00	0.00	0.00	0.00000
STORM WATER MGMT	26,400	391.71	0.00	143.86	185.64	62.21	0.00	0.00	0.06000
HARBOR CONSTRUCTION	5,500	81.61	0.00	29.97	38.68	12.96	0.00	0.00	0.01250
PRIOR YEAR ADJUSTMENT	-53	-52.88	0.00	-19.42	-25.06	-8.40	0.00	0.00	-0.00810
City Share R&B	0	0.00	0.00	0.00	0.00	0.00	0.00	0.00	0.00000
	692,353	10,308.59	0.00	3,785.83	4,885.63	1,637.13	0.00	0.00	1.57901


State of Illinois }
County of Grundy }

I, Lana J. Phillips, County Clerk in and for the County of Grundy, do hereby
CERTIFY that the foregoing is a true and complete copy of the VALUATIONS, RATES, and EXTENSIONS for the
above named taxing district for the TAXABLE year 2010.

Given under my hand and the official seal of my office at Morris, Illinois 60450 on May 25, 2011

Lana J. Phillips
Lana J. Phillips, Grundy County Clerk

COPY



Tax Rate Extension Report - Tax Year 2010

5/20/2011
9:53:24AM

Grundy County


Description	Rate	% Total	Max Rate	Levied Amt.	Taxable Amt	Overlap Amt	Extension
VCSE VILL OF SENECA							
CORPORATE	0.25000	15.75	0.25000	110,000	652,850	42,555,956	1,632.11
I.M.R.F	0.21524	13.56	0.00000	93,000	652,850	42,555,956	1,405.20
FIRE PROTECTION	0.08101	5.10	0.15000	35,000	652,850	42,555,956	528.87
POLICE PROTECTION	0.15000	9.45	0.15000	66,000	652,850	42,555,956	979.28
SEWERAGE	0.02315	1.46	0.10000	10,000	652,850	42,555,956	151.14
TORT/LIABILITY INS	0.08332	5.25	0.00000	36,000	652,850	42,555,956	543.96
SOCIAL SECURITY	0.12498	7.88	0.00000	54,000	652,850	42,555,956	815.93
ESDA	0.00174	0.11	0.05000	750	652,850	42,555,956	11.36
CHLORINATION	0.02000	1.26	0.02000	8,800	652,850	42,555,956	130.57
STREET LIGHTING	0.05000	3.15	0.05000	22,000	652,850	42,555,956	326.43
WATERWORKS	0.01660	1.05	0.01660	7,304	652,850	42,555,956	108.37
WORKMAN'S COMP	0.06944	4.38	0.00000	30,000	652,850	42,555,956	453.34
PUBLIC COMFORT STAT	0.03330	2.10	0.03330	14,652	652,850	42,555,956	217.40
WORKING CASH	0.03472	2.19	0.05000	15,000	652,850	42,555,956	226.67
PUBLIC BENEFIT	0.05000	3.15	0.05000	22,000	652,850	42,555,956	326.43
GARBAGE	0.00232	0.15	0.20000	1,000	652,850	42,555,956	15.15
BONDS AND INTEREST	0.08101	5.10	0.00000	35,000	652,850	42,555,956	528.87
AUDIT	0.02315	1.46	0.00000	10,000	652,850	42,555,956	151.14
PARK/RECREATION	0.20000	12.60	0.20000	88,000	652,850	42,555,956	1,305.70
UNEMPLOYMENT INS	0.00463	0.29	0.00000	2,000	652,850	42,555,956	30.23
STREET & BRIDGE	0.00000	0.00	0.06000	0	652,850	42,555,956	0.00
AMBULANCE	0.00000	0.00	0.12000	0	652,850	42,555,956	0.00
STORM WATER MGMT	0.06000	3.78	0.06000	26,400	652,850	42,555,956	391.71
HARBOR CONSTRUCTION	0.01250	0.79	0.01250	5,500	652,850	42,555,956	81.61
PRIOR YEAR ADJUSTMENT	-0.00810	-0.01	0.00000	-53	652,850	42,555,956	-52.88
City Share R&B	0.00000	0.00	0.00000	0	0	42,555,956	0.00
	1.57901			\$692,353			10,308.59

State of Illinois }
County of Grundy }

I, Lana J. Phillips, County Clerk in and for the County of Grundy, do hereby
CERTIFY that the foregoing is a true and complete copy of the VALUATIONS, RATES, and EXTENSIONS for the
above named taxing district for the TAXABLE year 2010.
Given under my hand and the official seal of my office at Morris, Illinois 60450 on May 25, 2011

Lana J. Phillips
Lana J. Phillips, Grundy County Clerk

COPY



* This year extension is more than 5% and no public hearing date has been held for the district
** This year's rate is more than +/- 10% compared to last year's rate.

Tax District Sheet - Tax Year 2010

5/20/2011
9:48:25AM

Grundy County

Description	Levy	Total	Residential	Farm	Commercial	Industrial	Rail Road	Mineral	Rate
VCSW VILL OF S WILMINGTON		12,417,138	11,871,538	26,360	519,240	0	0	0	
CORPORATE	19,743	19,743.26	18,875.76	41.91	825.59	0.00	0.00	0.00	0.15900
GARBAGE	12,516	12,516.48	11,966.52	26.57	523.39	0.00	0.00	0.00	0.10080
City Share R&B	0	0.00	0.00	0.00	0.00	0.00	0.00	0.00	0.00000
	32,259	32,259.74	30,842.28	68.48	1,348.98	0.00	0.00	0.00	0.25980

State of Illinois }
County of Grundy }


COPY

I, Lana J. Phillips, County Clerk in and for the County of Grundy, do hereby
CERTIFY that the foregoing is a true and complete copy of the VALUATIONS, RATES, and EXTENSIONS for the
above named taxing district for the TAXABLE year 2010.

Given under my hand and the official seal of my office at Morris, Illinois 60450 on May 25, 2011

Lana J. Phillips

Lana J. Phillips, Grundy County Clerk



Tax Rate Extension Report - Tax Year 2010

5/20/2011

9:53:24AM

Grundy County

Description	Rate	% Total	Max Rate	Levied Amt.	Taxable Amt	Overlap Amt	Extension
VCSW VILL OF S WILMINGTON							
CORPORATE	0.15900	61.20	0.25000	19,743	12,417,138	0	19,743.26
GARBAGE	0.10080	38.80	0.20000	12,516	12,417,138	0	12,516.48
City Share R&B	0.00000	0.00	0.00000	0	0	0	0.00
	0.25980			\$32,259			32,259.74

COPY

State of Illinois }
County of Grundy }

I, Lana J. Phillips, County Clerk in and for the County of Grundy, do hereby
CERTIFY that the foregoing is a true and complete copy of the VALUATIONS, RATES, and EXTENSIONS for the
above named taxing district for the TAXABLE year 2010.
Given under my hand and the official seal of my office at Morris, Illinois 60450 on May 25, 2011


Lana J. Phillips, Grundy County Clerk



* This year extension is more than 5% and no public hearing date has been held for the district
** This year's rate is more than +/- 10% compared to last year's rate.

Tax District Sheet - Tax Year 2010

5/20/2011
9:48:25AM

Grundy County

Description	Levy	Total	Residential	Farm	Commercial	Industrial	Rail Road	Mineral	Rate
VCVE VILL OF VERONA		2,988,214	2,602,092	4,170	299,490	0	82,462	0	
CORPORATE	9,600	4,332.89	3,773.01	6.05	434.26	0.00	119.57	0.00	0.14500
AUDIT	1,500	926.34	806.65	1.29	92.84	0.00	25.56	0.00	0.03100
TORT/LIABILITY INS	2,202	1,379.95	1,201.64	1.93	138.30	0.00	38.08	0.00	0.04618
BONDS AND INTEREST	0	0.00	0.00	0.00	0.00	0.00	0.00	0.00	0.00000
City Share R&B	0	0.00	0.00	0.00	0.00	0.00	0.00	0.00	0.00000
	13,302	6,639.18	5,781.30	9.27	665.40	0.00	183.21	0.00	0.22218

State of Illinois }
County of Grundy }


COPY

I, Lana J. Phillips, County Clerk in and for the County of Grundy, do hereby
CERTIFY that the foregoing is a true and complete copy of the VALUATIONS, RATES, and EXTENSIONS for the
above named taxing district for the TAXABLE year 2010.

Given under my hand and the official seal of my office at Morris, Illinois 60450 on May 25, 2011

Lana J. Phillips

Lana J. Phillips, Grundy County Clerk



Tax Rate Extension Report - Tax Year 2010

5/20/2011

9:53:24AM

Grundy County

Description	Rate	% Total	Max Rate	Levied Amt.	Taxable Amt	Overlap Amt	Extension
VCVE VILL OF VERONA							
CORPORATE	0.14500	66.86	0.25000	9,600	2,988,214	0	4,332.89
AUDIT	0.03100	13.43	0.00000	1,500	2,988,214	0	926.34
TORT/LIABILITY INS	0.04618	19.71	0.00000	2,202	2,988,214	0	1,379.95
BONDS AND INTEREST	0.00000	0.00	0.00000	0	2,988,214	0	0.00
City Share R&B	0.00000	0.00	0.00000	0	0	0	0.00
	0.22218			\$13,302			6,639.18

State of Illinois }
County of Grundy }

I, Lana J. Phillips, County Clerk in and for the County of Grundy, do hereby
CERTIFY that the foregoing is a true and complete copy of the VALUATIONS, RATES, and EXTENSIONS for the
above named taxing district for the TAXABLE year 2010.

Given under my hand and the official seal of my office at Morris, Illinois 60450 on May 25, 2011

Lana J. Phillips
Lana J. Phillips, Grundy County Clerk

COPY



* This year extension is more than 5% and no public hearing date has been held for the district
** This year's rate is more than +/- 10% compared to last year's rate.